

# Kids' English

2

*Рекомендовано  
Министерством народного образования  
Республики Узбекистан в качестве  
рабочей тетради для учащихся 2 класса  
школ общего среднего образования*

Издание седьмое, переработанное



ТАШКЕНТ  
«УЗБЕКИСТАН»  
2020



УДК 811.111(075)  
ББК 81.2Англ  
К 40

**Kids' English:** учебное издание. 2 класс для шк.  
К 40 общ. сред. образ. С. Хан [и другие]. — Ташкент:  
«Узбекистан», 2020. — 80 с.

ISBN 978-9943-28-150-9

УДК 811.111(075)  
ББК 81.2Англ

*O'quv nashri*

**Svetlana Xan, Lutfullo Jo'rayev,  
Klara Inogamova, Oysara Maxsudova**

## **Kids' English**

To'ldirilgan va qayta ishlangan yettinchi nashri

Ta'lim rus tilida olib boriladigan umumiy o'rta ta'lim  
maktablarining 2-sinfi uchun mashq daftari

*(rus tilida)*

Переводчик *Л. Джураев*

Художники: *Ю. Габзалилов, И. Холхужаев, Ф. Искандаров,  
Р. Зуфаров, Б. Зуфаров, И. Юлдашев*

Дизайнер и художественный редактор *Х. Кутлуков*

Редакторы: *Н. Нурматова, Ю. Шопен*

Технические редакторы: *Т. Харитоновна, Л. Хинова*

Корректоры: *К. Иногамова, В. Исаева*

Младший редактор *М. Салимова*

Компьютерная верстка *К. Голдобина*

Издательская лицензия АИ № 158, 14.08.2009.

Подписано в печать 14 мая 2020 года. Формат 70×90<sup>1</sup>/<sub>16</sub>. Бумага офсетная.

Гарнитура «Pragmatica». Кегль 16, 14. Печать офсетная. Условно-печатных листов 5,85.

Учетно-издательских листов 6,72. Тираж 72 417. Заказ №20-186.

Издательско-полиграфический творческий дом «УЗБЕКИСТАН»

Агентства информации и массовых коммуникаций

при Администрации Президента Республики Узбекистан.

100011, г. Ташкент, ул. Навои, 30.

Телефон: (371) 244-87-55, 244-87-20. Факс: (371) 244-37-81, 244-38-10.

e-mail: [uzbekistan@iptd-uzbekistan.uz](mailto:uzbekistan@iptd-uzbekistan.uz) [www.iptd-uzbekistan.uz](http://www.iptd-uzbekistan.uz)

**Издано на средства Республиканского  
целевого книжного фонда.**

ISBN 978-9943-28-150-9

© С. Хан и др., 2014–2020

© ИПТД «УЗБЕКИСТАН», 2014–2020



My name \_\_\_\_\_

\_\_\_\_\_

My class \_\_\_\_\_

My school \_\_\_\_\_



My picture



Unit 1 All around me

Lesson 1 A – apricot, B – bee ...

4 Write the letters.

Handwriting practice for uppercase and lowercase letters A, B, a, and b. The first row shows stroke order: A (1, 2, 3), a (1, 2), B (1, 2, 3), and b (1, 2). The second row shows the letters in pairs: Aa, Bb. The third row shows the letters in pairs: Aa, Bb. The fourth row shows the letters in pairs: Aa, Bb. The fifth row shows the letters in pairs: Aa, Bb. The sixth row shows the letters in pairs: Aa, Bb.

5a  Look, count and match.



3

4

7

10





## Homework / Домашнее задание

1

**Write the letters.** Напишите буквы.

Aa Bb

AB

ab ab

baa baa

2

**Colour, count and match.**

Раскрасьте, посчитайте и соедините.

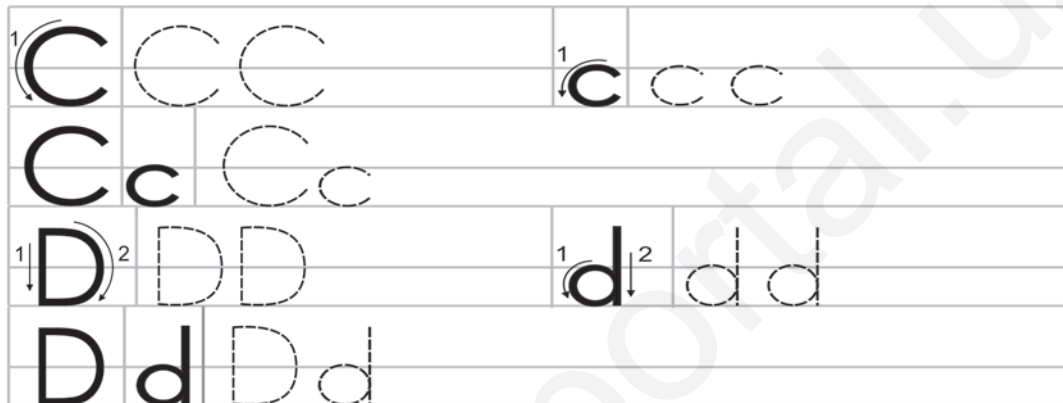




## Unit 1 All around me

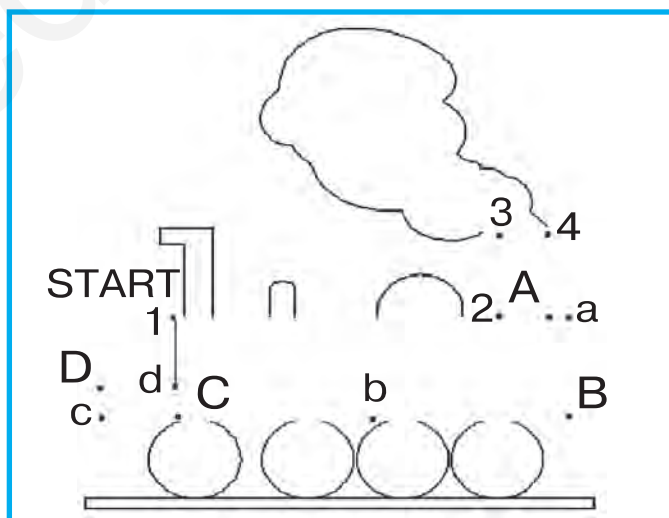
### Lesson 2 I have ...

#### 4 Write the letters.



#### Connect the numbers and letters. Colour and say.

Соедините цифры и буквы. Раскрасьте и назовите.







Bb Dd  
Aa Cc



## Homework / Домашнее задание

1 Write the letters. Напишите буквы.

Cc	Dd	
CD		
cd	cd	
ab	ab	
dad	dad	

2 Match big and small letters.  
Соедините большие и маленькие буквы.

A

B

C

D

b

a

c


d



## Unit 1 All around me

### Lesson 3 This is my friend.

5 Write the letters.



**Circle the odd one out.**

Выделите лишнее.

1



2



3



4







Bb Dd Ff  
Aa Cc Ee



## Homework / Домашнее задание

1 Write the letters. Напишите буквы.

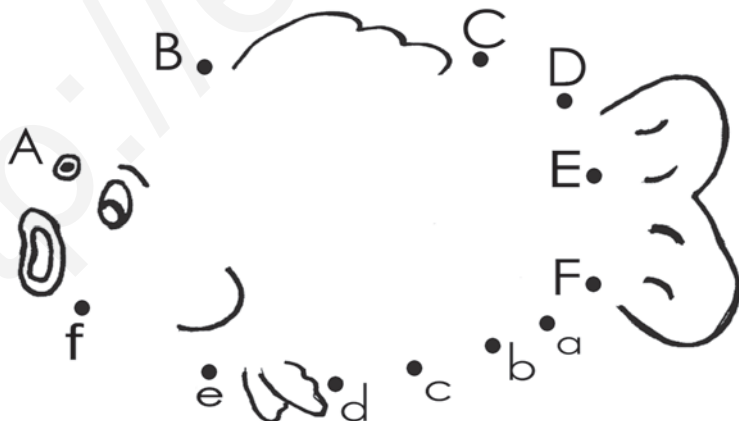
E	e	
F	f	

Aa Bb

Cc Dd

Ee Ff

2 Connect the letters. Colour and say.  
Соедините буквы. Раскрасьте и назовите.






<b>Unit 1 All around me</b>
<b>Lesson 4 Let's play!</b>

<b>Unit 1 All around me</b>
<b>Lesson 4 Let's play!</b>

3



4

4



## Colour Bingo


## Toy Bingo






## **Homework** / Домашнее задание

**1 Write the letters.** Напишите буквы.

Gg

Hh

gh gh

**2 Write the words.** Напишите слова.

bag bag

dad dad

**3 Draw your bag. Colour and write.**

Нарисуйте свой портфель. Раскрасьте и подпишите.

— — —


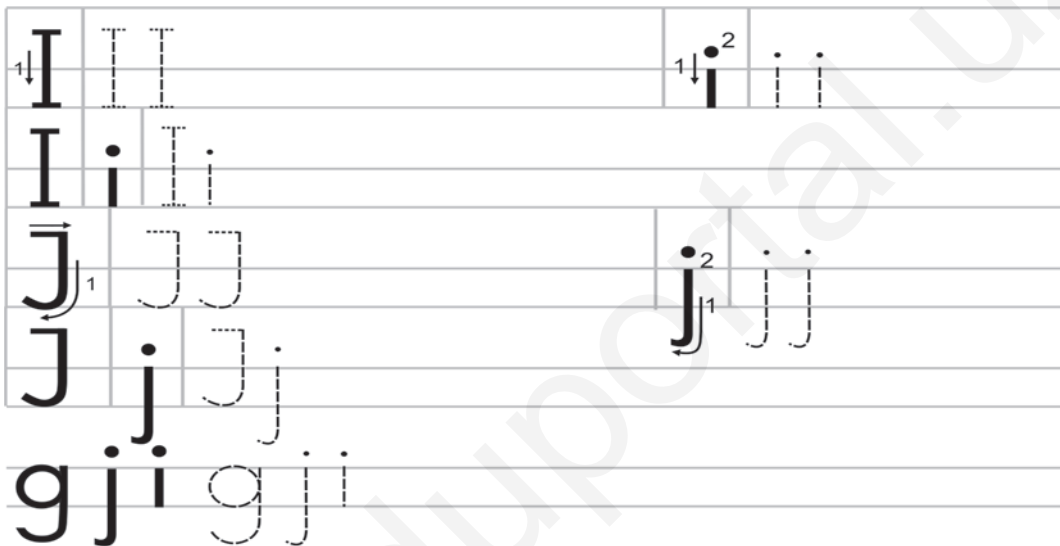




## Unit 2 Days of the week

### Lesson 1 I can ...

3 Write the letters.







## Homework

**1 Write the letters.** Напишите буквы.

I i

J j

I J

i j

**2 Write the words.** Напишите слова.

Hi

big

a big bag

a bee



bad



## Unit 2 Days of the week

### Lesson 2 What's your favourite day?

#### 4 Write the letters.


	
	

K k L l

#### 6 Write, draw and colour.



Напишите, нарисуйте  
и раскрасьте.



I l k b k b

I like black

**Spelling dictation.** Буквенный диктант.





Bb Dd Ff Hh Jj Ll  
Aa Cc Ee Gg Ii Kk



## Homework

1 Write the letters. Напишите буквы.

K k

L l

K L

k l

2 Read and match.  
Прочитайте и соедините.



bag



cake



chick

leg



bee

head



ball



hen



## Unit 2 Days of the week

### Lesson 3 Sunday, Monday ...

#### 3 Write the letters.

Handwriting practice for uppercase M and lowercase m. The first row shows stroke order: M (1 down, 2 up, 3 down, 4 up) and m (1 down, 2 up, 3 down). The second row shows the letters M and m on lined paper. The third row shows uppercase N and lowercase n with stroke order: N (1 down, 2 up, 3 down) and n (1 down, 2 up). The fourth row shows the letters N and n on lined paper.

#### ★ Look and write.

12	13	14		16		18		20
20		18		16				

	13		15		17		19	
	19		17		15			

#### Spelling dictation





## Homework

**1 Write the letters.** Напишите буквы.

M	m	
N	n	
M	N	

m n

**2 Write the words.** Напишите слова.

mime mime

nine nine

fine fine

name name

banana banana


hen hen



## Unit 2 Days of the week

### Lesson 4 Let's play!

3 Read and match.



Find the words.

b	l	a	c	k
a	b	i	g	h
l	a	a	n	e
l	g	l	d	n
m	b	e	e	k
c	l	g	h	i

leg

bad

big

hen

ball ✓

bag

black

bee

hi





## Homework

### 1 Look and write.

Посмотрите и напишите.

labl-ball

ckhic -

daeh -

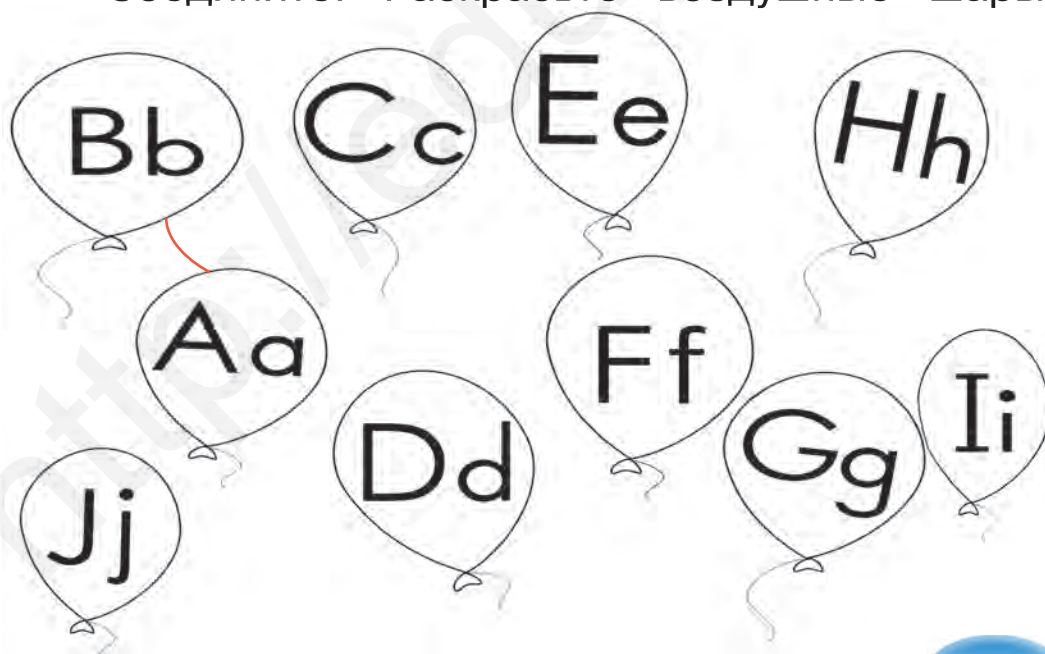
acblk -

annaab -

abg -

### 2 Draw a line. Colour the balloons.

Соедините. Раскрасьте воздушные шары.





















## Unit 3 My free time

### Lesson 1 I like ...

**2a** Look, listen and tick.

					
Zumrad					
Jasur					
Anna					
Olim					
Lola					

**4** Write the letters.

**Spelling dictation**






## Homework

1 Write the letters. Напишите буквы.

Oo	
Pp	
pop	
open	

2 Look and match.  
Посмотрите и соедините.





## Unit 3 My free time





### Lesson 2 On Sunday we ...

#### 3 Write the letters.

Q q R r

qr

#### Read and colour.

I like red  I like orange   
I like green  I like pink 





## Homework

**1 Write the letters.** Напишите буквы.

Qq

Rr

QR

qr


**2 Read and colour.** Прочитайте и раскрасьте.

1 = red

2 = green

3 = pink

4 = orange



**Write.** Напишите.







I \_\_\_\_\_ ice-cream.



## Unit 3 My free time

### Lesson 3 What's that?

3 Write the letters.

	SS				SS
	s				
	TT				TT
	t				



Write.



train



\_\_\_\_\_



\_\_\_\_\_



\_\_\_\_\_

lion train tiger parrot

Spelling dictation





Bb Dd Ff Hh Jj Ll Nn Pp Rr Tt  
Aa Cc Ee Gg Ii Kk Mm Oo Qq Ss



## Homework

1 Write the letters. Напишите буквы.

S s

T t

S s T t

kite kite

2 Write the sentences.

Напишите предложения.



That's a rooster.

That's a

That'


That'



## Unit 3 My free time

### Lesson 4 Let's play!

**3** Write the letters.



a pumpkin

a cucumber

**4a** Work in pairs. Make sentences.

I have

pumpkins.

I like

eight.

That is

a blue plane.

She is

a cucumber.





## Homework

**1 Write the letters.** Напишите буквы.

U	u	
V	v	
U	V	
U	V	

**2 Read and complete.**

Прочитайте и допишите.



cold



hot

I like summer. It's \_\_\_\_\_ in summer.



## Unit 4 My hobby

### Lesson 1 I collect trains.

#### 2b Read, draw and write.



Hi. My name is Amir.  
I like football and cars.  
I collect cars.



Hello. My name is Odina.  
I like tennis and dolls.  
I collect dolls.



Hello. My name is \_\_\_\_\_  
I like \_\_\_\_\_  
I collect \_\_\_\_\_

#### 3 Write the letters.

W	w		
X	x		





## Homework

**1 Write the letters.** Напишите буквы.

W	w	
X	x	
W	X	
W	X	

**2 Look, read, draw and write.**

Посмотрите, прочитайте, нарисуйте и напишите.



What's this?



It's a cow.  
It's big.  
It's brown.

What's \_\_\_\_\_  
It's \_\_\_\_\_  
It's \_\_\_\_\_



## Unit 4 My hobby

### Lesson 2 What's your hobby?

4 Write the letters.

Handwriting practice for the letters Y, y, Z, and z. The first row shows the stroke order for uppercase Y (1: diagonal down-left, 2: diagonal down-right, 3: vertical down) and lowercase y (1: diagonal down-left, 2: diagonal down-right, 3: vertical down with a tail). The second row shows the letters Y and y on lined paper. The third row shows the letters Z and z on lined paper. The fourth row shows the letters Y, Z, y, and z on lined paper.

zebra zebra  
yellow

Spelling dictation





Bb Dd Ff Hh Jj Ll Nn Pp Rr Tt Vv Xx Zz  
Aa Cc Ee Gg Ii Kk Mm Oo Qq Ss Uu Ww Yy



## Homework

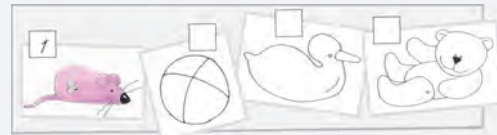

**1 Write the letters.** Напишите буквы.

Y		
y		
Z		
z		
y		
z		

**2 Match and colour.**

Найдите соответствующий рисунок и раскрасьте.

1. a pink mouse
2. a black train
3. a green plane
4. a grey teddy bear
5. a blue car
6. a purple ball
7. a red rabbit
8. a yellow doll
9. a white dog
10. a red duck











## Unit 4 My hobby

### Lesson 3 I have eight planes.

**2a** Look, listen and write.

	8		
Zumrad		Jasur	
			
Lucy		Zarina	
			
Harry		Umid	

**2c** Complete the sentences.



Допишите предложения.

Zumrad has **eight** planes.

Lucy has \_\_\_\_\_ dolls.

Harry has \_\_\_\_\_ cars.

Jasur has \_\_\_\_\_ kites.

Zarina has \_\_\_\_\_ teddy bears.

Umid has \_\_\_\_\_ trains.





Bb Dd Ff Hh Jj Ll Nn Pp Rr Tt Vv Xx Zz  
Aa Cc Ee Gg Ii Kk Mm Oo Qq Ss Uu Ww Yy



## Homework

### 1 Think and write.

Подумайте и напишите.

one, two, three \_\_\_\_\_

five, four, \_\_\_\_\_

two, four, \_\_\_\_\_

one, three, \_\_\_\_\_

### 2 Write the numbers.

Напишите цифры.

1 one  
2 \_\_\_\_\_  
3 \_\_\_\_\_  
4 \_\_\_\_\_  
5 \_\_\_\_\_

6 \_\_\_\_\_  
7 \_\_\_\_\_  
8 \_\_\_\_\_  
9 \_\_\_\_\_  
10 \_\_\_\_\_

one  
two  
three  
four  
five  
six  
seven  
eight  
nine  
ten



## Unit 4 My hobby

### Lesson 4 Let's play!

**2c** Look and complete.



Aa Bb \_ \_ \_ Gg  
Hh \_ \_ \_ Ll \_ \_ \_ Pp  
Qq \_ \_ Tt \_ Vv  
Ww Xx Yy and \_

This is called the alphabet,  
Which we never must forget.





Bb Dd Ff Hh Jj Ll Nn Pp Rr Tt Vv Xx Zz  
Aa Cc Ee Gg Ii Kk Mm Oo Qq Ss Uu Ww Yy

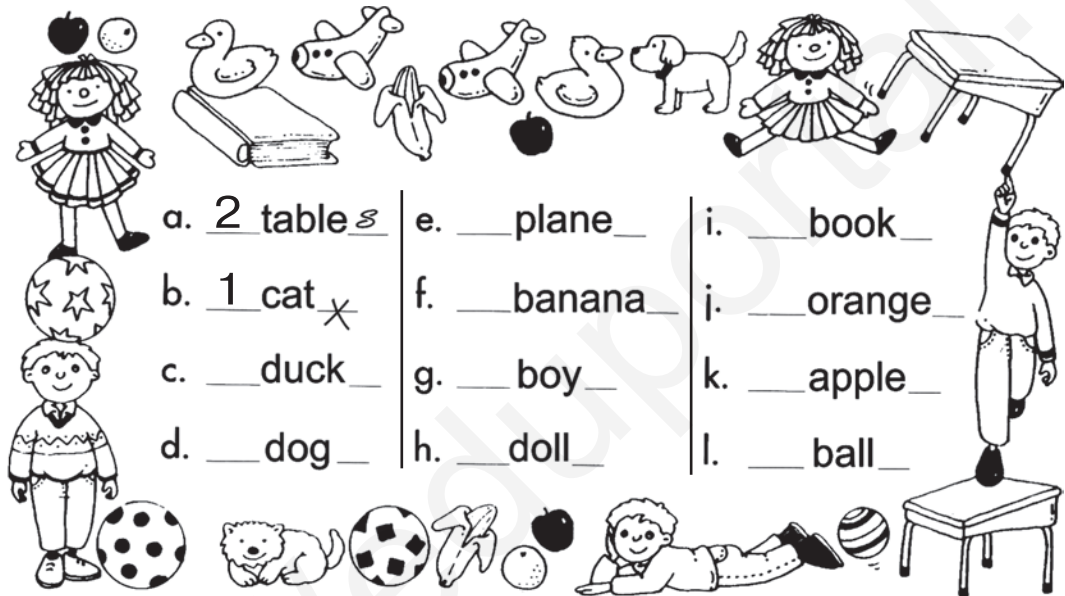


## Homework

1

### Count and write.

Посчитайте и напишите.



a. 2 table s

e.     plane    

i.     book    

b. 1 cat X

f.     banana    

j.     orange    

c.     duck    

g.     boy    

k.     apple    

d.     dog    

h.     doll    

l.     ball    

2

### Complete the sentences.

Допишите предложения.

My name is \_\_\_\_\_.

My family name is \_\_\_\_\_.

My hobby is \_\_\_\_\_.



## Progress Check 1

### 1 Listen and write the numbers.

black pens ☒ green pens ☐ red pens  
☐ pink pens ☐ copybooks ☐ rulers ☐

### 2 Write the letters.

e.g. D d F G J E C  
 \_ u \_ q \_ i \_ b \_ r

### 3 Complete and translate.

e.g. Monday – понедельник  
 Wed\_esday \_\_\_\_\_ Sat\_rday \_\_\_\_\_ S\_nday  
 \_\_\_\_\_ Tu\_sday \_\_\_\_\_ Thu\_sday \_\_\_\_\_

### 4 Read and match.

This is \_\_\_\_\_ is nine.  
 My name is \_\_\_\_\_ name?  
 His name is \_\_\_\_\_ Bekzod.  
 What's your \_\_\_\_\_ Sohiba.  
 Eight plus one \_\_\_\_\_ ten trains.  
 I have \_\_\_\_\_ my bag.



## Unit 5 My day off

### Lesson 1 We like playing tag.

#### 4 Write the sentences.

e.g. I like playing tag.

like/playing/We/see-saw \_\_\_\_\_

playing/They/like/hopscotch \_\_\_\_\_

watching TV/I/like \_\_\_\_\_

games/like/I/playing \_\_\_\_\_



#### Homework

#### 1 Write three sentences.

Напишите три предложения.

e.g. I like playing tag. \_\_\_\_\_

\_\_\_\_\_

\_\_\_\_\_.

#### 2 Look and write.

Посмотрите и напишите.



Girls like ... \_\_\_\_\_

\_\_\_\_\_

Boys like ... \_\_\_\_\_

\_\_\_\_\_

\_\_\_\_\_



## Unit 5 My day off

### Lesson 2 Do you like ...?

#### 3a Listen and tick.

		Sanjar	Lola	Temur
1	Do you like playing tag?			
2	Do you like playing football?			
3	Do you like playing hopscotch?			
4	Do you like watching TV?			

#### 3b Complete the sentences.

Sanjar, Lola and Temur like playing \_\_\_\_.

Lola and Temur like playing \_\_\_\_.

Sanjar and Lola like \_\_\_\_.



#### Homework

#### Write the sentences.

Напишите предложения.

tag./like/I/playing

**e.g.** I like playing tag.

watching TV./We/like

like/you/Do/jumping?

swimming?/like/they/Do



## Unit 5 My day off

### Lesson 3 I don't like ...

#### 2b Look, read and match.

honey → ленивый  
lazy → ЦВЕТОК  
flower → МЁД



#### 3b Read and match.

grass  
water  
corn  
honey  
carrots  
cabbage

bees  
rabbits  
hens  
goats  
cows  
ducks  
horses



### Homework

#### Look at 3b. Complete the sentences.

Посмотрите на 3b. Допишите предложения.

Bees like \_\_\_\_\_ They don't like \_\_\_\_\_

Hens like \_\_\_\_\_ They don't like \_\_\_\_\_

Cows like \_\_\_\_\_ They don't like \_\_\_\_\_

Goats like \_\_\_\_\_ They don't like \_\_\_\_\_



## Unit 5 My day off

### Lesson 4 Let's play!



#### Homework

#### 1 Read and write.

Прочитайте и напишите.

Hello! My name is \_\_\_\_\_.



I'm \_\_\_\_\_

years old. I have a \_\_\_\_\_




and a \_\_\_\_\_.



I like them. I like

flying \_\_\_\_\_.



I don't like \_\_\_\_\_



days.

#### 2 Complete the sentences.

Допишите предложения.

1 I like playing \_\_\_\_\_.

2 My friends like \_\_\_\_\_.

3 My mum and dad like \_\_\_\_\_.

4 My \_\_\_\_\_.



## Unit 6 School things

### Lesson 1 Eleven, twelve ...


**2b**  Write the numbers.

three \_\_\_\_\_ 3  
four \_\_\_\_\_  
six \_\_\_\_\_  
nine \_\_\_\_\_

twelve \_\_\_\_\_  
thirteen \_\_\_\_\_  
seventeen \_\_\_\_\_  
eighteen \_\_\_\_\_

 Match.

nineteen	13
eight	11
seven	4
thirteen	19
eleven	8
four	7
ten	3
three	15
fifteen	10



### Homework

**Look and write.** Посмотрите и напишите.

5 \_\_\_\_\_ five  
6 \_\_\_\_\_  
9 \_\_\_\_\_  
10 \_\_\_\_\_

12 \_\_\_\_\_  
14 \_\_\_\_\_  
15 \_\_\_\_\_  
20 \_\_\_\_\_



## Unit 6 School things

### Lesson 2 We have ...

**5a** Work in groups of 4. Play “We have ...”.

	blue	pink	red	green	yellow
pens					
pencils					
bags					
erasers					



### Homework /

**Look, read and write about Malika.**

Посмотрите, прочитайте и напишите о Малике.

	red	pink	green	yellow
sharpener			✓	
eraser	✓			
pen				✓
bag		✓		

**e.g.** Malika has a red eraser.

---

---

---



## Unit 6 School things

### Lesson 3 Can I have a pen, please?

#### 2 Write the words in the right column.

album, bag, pen, sharpener, apple, book, pencil, eraser

a	a bag,
an	an album,

#### 3b Look and complete.

Can I have a \_\_\_\_\_ ?

Can I have an \_\_\_\_\_ ?



#### Homework

**Write the answers.** Напишите ответы.

Can I have a  , please? Yes. Here you are.

Can I have an  ? No, sorry.

Can I have a  , please? \_\_\_\_\_

Can I have a  ? \_\_\_\_\_

Can I have a  ? \_\_\_\_\_

Can I have a  , please? \_\_\_\_\_



## Unit 6 School things

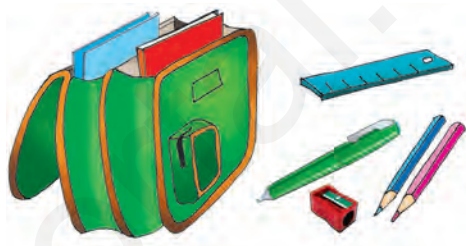
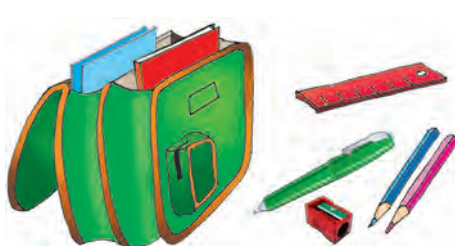
### Lesson 4 Let's play!



#### Homework

#### 1 Look and write.

Посмотрите и напишите.



e.g. I have a green pen, a red ruler ...

---

---

---

---

#### 2 Write what you have in your bag.

Напишите, что есть у вас в портфеле.

e.g. I have a sharpener.

---

---

---

---



## Progress check 2

### 1 Write **a** or **an**.

- e.g. 1 a pencil. 4 ... banana  
 2 ... eraser 5 ... cabbage  
 3 ... apple 6 ... album



### 2 Listen and tick.

11 ☒  
 12 ☐  
 13 ☐

14 ☐  
 15 ☐  
 16 ☐

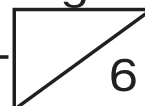
17 ☐  
 18 ☐  
 19 ☐



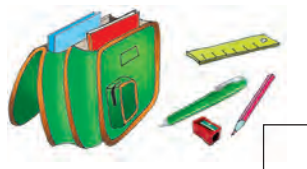
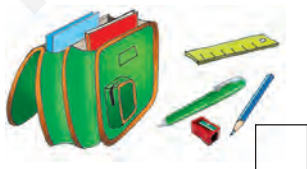
### 3 Write.

	swimming	running	playing tag	jumping
Malika	✓	×	✓	×
Alisher	×	✓	×	✓
Sardor	✓	×	×	✓
Nigina	×	✓	✓	×

e.g. Malika and Sardor like swimming.



### 4 Listen and tick.



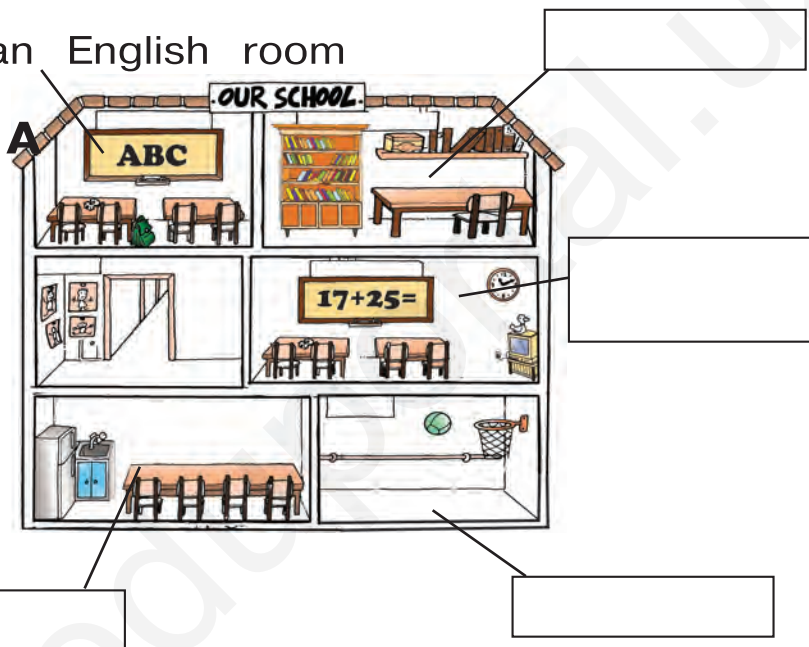


## Unit 7 My school

### Lesson 1 Our school is big.

**4b** Work in pairs. Look and write.

e.g. an English room



### Homework

**Complete the sentences.**

Допишите предложения.

Our school is

We have

I like


big, small,  
library, gym,  
canteen



## Unit 7 My school

### Lesson 2 The door is brown.

5 Look and complete.



6 Look and write.

This is our class. The walls are \_\_\_\_\_.  
The door is \_\_\_\_\_. The windows  
are \_\_\_\_\_. The board is \_\_\_\_\_.  
The desks are \_\_\_\_\_.



### Homework

**Write three sentences about your school.**

Напишите три предложения о своей школе.

---

---

---



## Unit 7 My school

### Lesson 3 Is this ...?

4 ✨ Look and complete.

Is this a dog? \_\_\_\_\_?

Yes. It's ... \_\_\_\_\_.

Is that a balloon? \_\_\_\_\_.

No, it's ... \_\_\_\_\_.



### Homework

**Write four sentences.**

Напишите четыре предложения.

Our classroom is ... \_\_\_\_\_

We have ... \_\_\_\_\_

\_\_\_\_\_  
\_\_\_\_\_

big small  
window door  
desk



## Unit 7 My school

### Lesson 4 Let's play!



### Homework

**Find 11 words and write.**

Найдите и напишите 11 слов.

C	B	A	L	L	D	X	L	U	G
O	S	F	L	O	O	R	E	N	Y
T	C	L	A	S	S	R	O	O	M
G	H	D	E	S	K	E	H	Z	V
B	O	R	L	I	B	R	A	R	Y
I	O	T	W	D	O	O	R	I	H
P	L	A	Y	G	R	O	U	N	D
B	L	A	C	K	B	O	A	R	D

school,

---

---

---



## Unit 8 Time

### Lesson 1 In the morning

**3a** Read and complete the table.

in the morning	in the afternoon	in the evening
e.g. 1		

**5** ✨ Write three sentences.

---

---

---



### Homework

**1a** Look and write.

Посмотрите и напишите.

in the morning	in the afternoon	in the evening
----------------	------------------	----------------



I play football



I go to school



I watch TV

**1b** Look and colour.

Посмотрите и раскрасьте.



## Unit 8 Time

### Lesson 2 It's 2 o'clock.

**3** Listen, repeat and write the time.



1



2



3



4



5



6

1 It's twelve o'clock.

2 It's twelve thirty.

3 It's \_\_\_\_\_

4 It's \_\_\_\_\_

5 It's \_\_\_\_\_

6 It's \_\_\_\_\_



## Homework

**Complete the clocks and write the time.**

Дорисуйте часы и напишите время.

1.00



It's one o'clock \_\_\_\_\_.

1.30



\_\_\_\_\_.

3.00



\_\_\_\_\_.

3.30



\_\_\_\_\_.



## Unit 8 Time

### Lesson 3 What's the time, Mr Wolf?

**2** Work in pairs. Ask and complete.



**5** ✨ Write three sentences.

breakfast, English, watch TV

e.g. I have breakfast at 7.30.

---

---

---



### Homework

**Match.** Соедините.

- |      |   |                 |
|------|---|-----------------|
| 4.30 | ↘ | a) six o'clock  |
| 6.00 |   | b) seven thirty |
| 7.30 |   | c) two thirty   |
| 2.30 |   | d) nine o'clock |
| 8.30 |   | e) four thirty  |
| 9.00 |   | f) eight thirty |



## Unit 8 Time

### Lesson 4 Let's play!



#### Homework

- 1 Complete the sentences with *at*, *in*, *on*.** Допишите предложения с предлогами *at*, *in*, *on*.

- 1 I go to school on Monday.
- 2 Breakfast is \_\_\_\_\_ seven o'clock.
- 3 My English class is \_\_\_\_\_ the morning.
- 4 We have breakfast \_\_\_\_\_ ten thirty.
- 5 My favourite cartoon is \_\_\_\_\_ Tuesday.
- 6 \_\_\_\_\_ Sunday I get up \_\_\_\_\_ 9.00.

- 2 Read and draw the clocks.**

Прочитайте и дорисуйте часы.

Hello. My name is Aziza. I am 9. I go to school on Monday, Tuesday, Wednesday, Thursday, Friday and Saturday. I get up at 7. I brush my teeth at 7.30 and have breakfast at 8 o'clock. I go to school at 8.30. At 3.30 I watch TV. I play games with friends at 4.00.

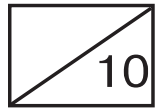




## Progress Check 3

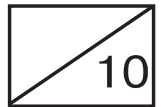
### 1 Listen and complete the sentences.

This is our class. We like our class.  
The walls are \_\_\_\_\_. The door is  
\_\_\_\_\_. The desks are \_\_\_\_\_.  
The board is \_\_\_\_\_. The floor is  
\_\_\_\_\_.



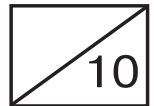
### 2 Read and complete.

Hello. My name is \_\_\_\_\_. I am \_\_\_\_\_.  
I go to school on \_\_\_\_\_,  
\_\_\_\_\_, \_\_\_\_\_,  
\_\_\_\_\_ and \_\_\_\_\_. I like  
\_\_\_\_\_ books.



### 3 Read and answer the questions.

When do you go to school?  
What's your favourite classroom?  
What colour are the walls?  
What colour is the door?  
What colour is your desk?





## Unit 9 School subjects

### Lesson 1 My favourite subject

**2a Look, read and match.**

e.g. maths ☒ English ☐ reading ☐  
PE ☐ Uzbek ☐ Russian ☐  
art ☐ music ☐

**4a Look and write.**

e.g.

<b>Thursday</b>	
Maths	
Reading	
English	
Music	



### Homework

**Write your school timetable.**

Напишите своё расписание уроков.

Mon	Tue	Wed	Thur	Fri	Sat



## Unit 9 School subjects

### Lesson 2 Sevara likes maths.

#### 1 Look, say and write.

Sevara has (have) breakfast at 7. She            (go) to school at 7.30. She            (play) games at 4. She            (read) books at 5.30. She            (watch TV) at 9.

#### 3a Work in groups of 4. Ask and write.

e.g. **A:** I get up at 7.30. And you?

**B:** I get up at 7.

	me			
get up				
have breakfast				
watch TV				



### Homework

#### Complete the sentences.

Допишите предложения.

- 1 Diana lives (live) in London.
- 2 She            (go) to school.
- 3 She            (get up) at 6.30.
- 4 She            (have) breakfast at 7.
- 5 She            (like) reading and PE.



## Unit 9 School subjects

### Lesson 3 Sevara doesn't like ...

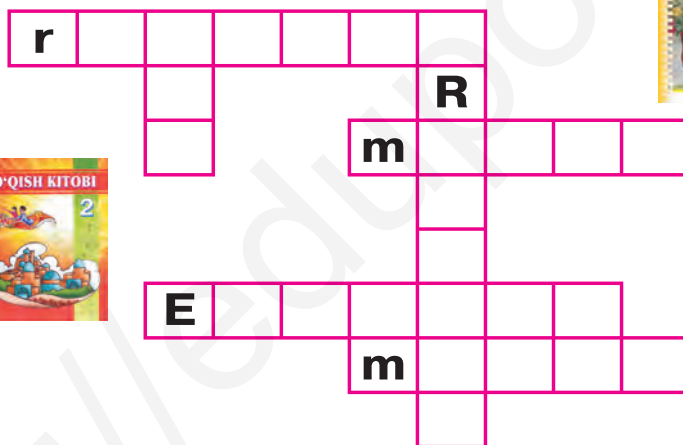
#### 4a Play "Do you like ... ?"

	me			
English				
Maths				
Art				



### Homework

#### 1 Do the crossword.



#### 2 Write two sentences about your favourite subject.

Напишите два предложения о своём любимом предмете.

e.g. I like English. We speak English at English lessons.



## Unit 9 School subjects

### Lesson 4 Let's play!



#### Homework

#### Read and write true sentences.

Прочитайте и напишите правильные предложения.

My name is Sevara. I live in Samarkand. I get up at 6. I have breakfast at 7. I go to school at 7.30. I like English. We speak, write, read and sing songs at English lessons. We have English on Tuesday and Friday. They are my favourite days. I don't like Monday and Wednesday. We have music. I don't like music!

1 She lives in Tashkent.

**e.g.** She doesn't live in Tashkent.

2 She gets up at 6.30.

3 She has breakfast at 7.30.

4 She goes to school at 8.

5 She likes music lessons.



## Unit 10 Months

### Lesson 1 January, February ...

**1b Write in order.**

January, April, August, May, February,  
November, July, October, March, June,  
September, December



### Homework

**1 Write the months.** Напишите месяцы.

<b>Months that start with 'J'</b> e.g. June.	<b>Months that have 30 days</b> e.g. April
<b>Months that end with 'r'</b> e.g. December	<b>Months that have 31 days</b> e.g. January

**2 Write the months.** Напишите месяцы.

— p — t — — — — — c —  
— b — — — — p — — — — — c —  
— m — — — — — g — — — — —



## Unit 10 Months

### Lesson 2 There are 30 days in ...

#### 3b Look and complete.

- |                 |                 |
|-----------------|-----------------|
| 21 twenty-one   | 27 twenty-seven |
| 22 twenty-two   | 28 twenty-_____ |
| 23 twenty-three | 29 twenty-nine  |
| 24 twenty-_____ | 30 thirty       |
| 25 twenty-five  | 31 thirty-_____ |
| 26 twenty-_____ |                 |

#### 4b Write three sentences.

---

---

---



#### Homework /

#### 1a Do the quiz. Отгадайте загадки.

- 1 It starts with 'D'. e.g. December
- 2 It starts with 'M' and has 3 letters.
- 3 It starts with 'A' and has 5 letters.
- 4 It starts with 'M' and has 5 letters.

#### 1b Make a quiz as in 1a.


Составьте загадки, как в 1a.



## Unit 10 Months

### Lesson 3 What's your favourite ...?

**4b** Play "Our favourite season".



---

---

---

---

---

---

---



### Homework

**Draw and write.** Нарисуйте и напишите.

**My favourite season**



---

---

---

---

---

---

---



## Unit 10 Months

### Lesson 4 Let's play!

#### 3 Look, read and complete.

His birthday is in \_\_\_\_\_.

Her \_\_\_\_\_.



#### Homework

#### 1 Read and match.

Прочитайте и соедините.

①

I'm six years old. It's my birthday.

②

I'm seven years old. It's my birthday cake.



#### 2 Complete the sentences.

Допишите предложения.

My name is \_\_\_\_\_.

My favourite season is \_\_\_\_\_.

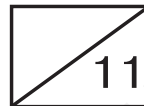
My favourite month is \_\_\_\_\_.

I have my birthday in \_\_\_\_\_.



## Progress Check 4

**1 Listen and write.**



---

---

---

---

---

**2 Write the numbers.**



Fifteen e.g. 15

Twenty-seven           

Thirty           

Twenty-two           

Thirteen           

**3 Write at, on, in.**



I do not go to school            Sundays.  
I get up            seven thirty. My birthday  
is            January.

**4 Say four subjects you like.**






## Unit 11 Holidays

### Lesson 1 I like presents.

**2a** Look, read and match.

Women's Day \_\_\_\_\_ c  
Teachers' Day \_\_\_\_\_  
Birthday \_\_\_\_\_

**4b**  Draw and write.



---

---

---

---



### Homework /

**Complete the sentences.**

Допишите предложения.

This is my mum. Her birthday is \_\_\_\_\_

This is my \_\_\_\_\_. His birthday is \_\_\_\_\_.

This is \_\_\_\_\_.  
birthday is \_\_\_\_\_.



## Unit 11 Holidays

### Lesson 2 It's in September.

#### 2b Read and match.

eat  
dance  
plant  
Earth day

сажать  
танцевать  
День Земли  
есть, поедать

#### 5 Complete the sentences.

Independence Day is in \_\_\_\_\_

Women's Day is in \_\_\_\_\_

Teachers' Day is \_\_\_\_\_



#### Homework

#### Complete the sentences.

Допишите предложения.

e.g. Navruz is in March.

Teachers' Day is \_\_\_\_\_.

Women's Day is \_\_\_\_\_.

My birthday \_\_\_\_\_



## Unit 11 Holidays

### Lesson 3 Happy Navruz!

**3a** Complete and read your story.

\_\_\_\_\_ is my favourite month.  
In \_\_\_\_\_ we have \_\_\_\_\_.  
We \_\_\_\_\_ and eat  
\_\_\_\_\_. It's a lot  
of \_\_\_\_\_!



### Homework

**Write about Navruz.**

Напишите о Наврузе.

My favourite month is \_\_\_\_\_.  
In Uzbekistan, we have \_\_\_\_\_.  
\_\_\_\_\_.  
We sing \_\_\_\_\_.  
We eat special food — \_\_\_\_\_.  
It's a lot of \_\_\_\_\_!



## Unit 11 Holidays

### Lesson 4 Let's play!

#### 2 Play "Write in order".

##### Calendar order

e.g. New Year's Day — January, 1

---

---

---

---

---

---

##### ABC order

e.g. B — birthday,

---

---

---

---



#### Homework/

**Write about your favourite month/holiday.** Напишите о своём любимом месяце/празднике.

---

---

---



## Unit 12 My day

### Lesson 1 I make my bed.

#### 4 ✨ Look and write.

I		my	bed.
You	do (es)	your	morning exercises.
He	make (s)	his	face.
She	comb (s)	her	hands.
We	wash (es)	our	hair.
They		their	

**e.g.** I do my morning exercises.

---

---

---

---

---



#### Homework

#### Complete the sentences.

Допишите предложения.

- 1 \_\_\_\_\_ make my bed.
- 2 She combs \_\_\_\_\_ hair.
- 3 \_\_\_\_\_ wash our hands and face.
- 4 You do \_\_\_\_\_ morning exercises.



## Unit 12 My day

### Lesson 2 It's time ...

#### 1b Look, read and match.



a



b



c

- 1 It's time to have lunch. \_\_\_\_\_
- 2 It's time to go to school. \_\_\_\_\_
- 3 It's time to get up. \_\_\_\_\_

#### 3a Listen and draw the time.



#### 4 ✨ Write the sentences.

- 6.30 e.g. It's time to get up. \_\_\_\_\_
- 7.00 It's time to \_\_\_\_\_
- 7.30 It's time to \_\_\_\_\_
- 5.00 It's time to \_\_\_\_\_



#### Homework

#### Look at activity 4 and write.

Посмотрите на упражнение 4 и напишите.

- 2.00 It's time to \_\_\_\_\_
- 4.00 \_\_\_\_\_
- 7.00 \_\_\_\_\_
- 9.00 \_\_\_\_\_



## Unit 12 My day

### Lesson 3 You are late!

#### 1b Look and write.



He is happy.



#### Homework

Find 6 words and write.

Найдите и запишите 6 слов.

T	I	R	E	D	D
O	H	A	P	P	Y
B	U	S	Y	S	S
G	N	A	E	L	K
B	G	D	L	A	B
I	R	T	W	T	O
P	Y	A	Y	E	R

e.g. tired



## Unit 12 My day

### Lesson 4 Let's play!



#### Homework

happy are  
hungry  
sad busy

#### 1 Read and complete.

Прочитайте и допишите предложения.

How are you, Mr Kangaroo?

How \_\_\_\_\_ you?

How \_\_\_\_\_ you?

I am \_\_\_\_\_, I am \_\_\_\_\_,

I am a \_\_\_\_\_ kangaroo.

#### 2 Read and complete.

Прочитайте и допишите предложения.

It's time to \_\_\_\_\_.

I go to school at \_\_\_\_\_.

I \_\_\_\_\_.

You \_\_\_\_\_.

He \_\_\_\_\_.



## Progress check 5

### 1 Read and answer the questions.

1 What is your favourite holiday? \_\_\_\_\_

\_\_\_\_\_.

2 When is your birthday? \_\_\_\_\_

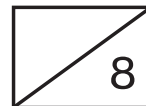
\_\_\_\_\_.

3 What special food do we eat at Navruz? \_\_\_\_\_

\_\_\_\_\_.

4 What is your favourite month? \_\_\_\_\_

\_\_\_\_\_.



### 2 Listen and complete.

Hello. My name's Asila. I'm \_\_\_\_\_.

I live in Andijan. I go to school in the \_\_\_\_\_.

My favourite subject is \_\_\_\_\_.

I like holidays. My favourite holiday is \_\_\_\_\_.





## Unit 13 Clothes

### Lesson 1 She has a pink dress.

**4b** ✨ Write three sentences.

e.g. She has a blue skirt. \_\_\_\_\_

---

---

---



### Homework

**1** Colour and write.

Раскрасьте и напишите.



She has ...

He has ...

---

---

---

---

**2** Write four sentences about your clothes.

Напишите четыре предложения о своей одежде.

e.g. I have a white cap.

---

---



---



## Unit 13 Clothes

### Lesson 2 Where are my shorts?

#### 4 Play "Picture dictation".



#### 5 ★ Look and write.

skirts — a skirt	jeans — X



### Homework

#### Look and write.

Посмотрите и напишите.

e.g. She has ...

---

---

---





## Unit 13 Clothes

### Lesson 3 Do you like your uniform?

#### 3b Choose and complete.

Girls wear \_\_\_\_\_

Boys wear \_\_\_\_\_

#### 4 ✨ Write the words in the right box.

shorts trousers skirt shirt dress  
jeans blouse T-shirt hat cap

girls	girls and boys	boys



#### Homework

**Write about your school uniform.**

Напишите о своей школьной форме.

I like \_\_\_\_\_

Girls wear \_\_\_\_\_

Boys \_\_\_\_\_



## Unit 13 Clothes

### Lesson 4 Let's play!

**4** Work in pairs. Find five differences.

Picture A	Picture B
e.g. a white hat	a red hat



### Homework

**Complete the sentences.**

Допишите предложения.

It is hot in summer. Girls wear \_\_\_\_\_

\_\_\_\_\_.

Boys wear \_\_\_\_\_

\_\_\_\_\_.

I \_\_\_\_\_

\_\_\_\_\_ in summer.

In spring I wear \_\_\_\_\_

\_\_\_\_\_.



## Unit 14 The world of fairy tales

### Lesson 1 I like cartoons.

#### 2d Look and match.

- 1 What big eyes you have!   d
- 2 What big ears you have!
- 3 What big teeth you have!
- 4 What a big nose you have!



(a)



(b)



(c)



(d)



#### Homework

#### Put the sentences in order.

Расставьте предложения по порядку.

- ☐ Granny, what big eyes you have!
- ☒ 1 Little Red Riding Hood goes to her granny.
- ☐ The wolf runs and eats granny up.
- ☐ Granny, what big teeth you have!
- ☐ She meets the wolf.



## Unit 14 The world of fairy tales

### Lesson 2 On the farm

**3b** Choose an animal and write.

---

---

---

---



#### Homework

**Look and write about wild animals.**

Посмотрите и напишите о диких животных.



**e.g.** Tigers are big cats.

They are black and yellow.

They can run, jump, swim and bite.

---

---

---

---

---

---



## Unit 14 The world of fairy tales

### Lesson 3 Let's go to Susambil!



#### Homework

**1a** Look and put the pictures in order. Посмотрите и расставьте рисунки по порядку.

e.g. 1 – d



**1b** Describe the pictures.

Опишите рисунки.

e.g. Mother likes Qimmat.

She doesn't like Zumrad.



## Progress check 6

### 1 Choose the correct answer.

1 Her name's Guli. \_\_\_\_\_ likes cartoons.

a) she      b) he      c) we

2 My brother \_\_\_\_\_ eighteen.

a) am      b) is      c) are

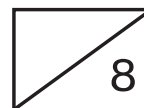
3 I have \_\_\_\_\_.

a) five book      b) books five

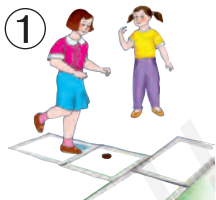
c) five books

4 I \_\_\_\_\_ to school on Sundays.

a) go      b) don't go      c) going



### 2 Look and match.

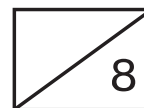


a) see-saw

b) sharpener

c) pencil case

d) hopscotch



### 3 Complete the sentences.

**A:** Can I \_\_\_\_\_ a pen?

**B:** No, \_\_\_\_\_.

**A:** Can I have a pen, \_\_\_\_\_?

**B:** Yes. Here \_\_\_\_\_ are.

