

S. XAN, L. JURAYEV, K. INOGAMOVA

Kids' English

3

*Ózbekstan Respublikası Xalıq bilimlendiriw ministrliği tárepinen
ulıwma orta bilim beriw mektepleriniń 3-klass oqıwshıları
ushın shınıǵıw dápteri sıpatında usınılǵan*

Altınshı basılıw



TASHKENT
«O‘ZBEKISTON»
2020

UOK 811.111(075)
KBK 81.2Ingl
K 40

Avtorlar «Kids' English 3» o'qiw-metodikaliq qollanbasini jaratiliwinda kórsetilgen qalis járdemleri hám bergen bahalı másláhátleri ushin Britaniya Keñesi direktori hám de Respublikaliq bilimlendiriw orayı qánigelerine óz minnetdarshılıgın bildiredi.

O'qiw-metodikaliq qollanbanı sınavdan ótkeriwde qatnasqan respublikamızdıń barlıq mektep oqıtıwshıları hám oqıwshılarına hám usı qollanba boyınsha 1—3-klaslar oqıtıwshıların tayarlawda qatnasqan trenerlerge, sonday-aq, Ullı Britaniya Norvidj til úyretiw institutınıń akademik direktori Rod Bolaytoǵa, IATEFL wákili Les Kirkxemǵa, Britaniya Keñesi joybarı bas menedjeri Natalya Sarikovaǵa, inglis tilin oqıtıw boyınsha xalıqaralıq másláhátshiler Uendi Arnold, Bern Bryuerton, Dj. Broton hám de basqa pikir bildiriwshilerge ayrıqsha minnetdarshılıq bildiredi.

Usı o'qiw-metodikaliq qollanba Shet tillerin oqıtıwdıń innovaciyalıq metodikaların rawajlandırıw Respublikaliq ilimiy-ámeliy oraydıń qatnasında jaratıldı.

Ilimiy másláhátshi:

M. T. Irisqulov

*Ózbekstan Mámleketlik jáhán tilleri universiteti qasındaǵı
Shet tillerdi oqıtıwdıń innovaciyalıq metodikaların rawajlandırıw
Respublika ilimiy-ámeliy orayınıń bólim baslıǵı, professor.*

**Respublika maqsetli kitap qorı qarjıları esabınan
basıp shıǵarıldı.**

ISBN 978-9943-28-343-5

© S. Xan hám basqalar., 2015—2020
© «O'ZBEKISTON» BPDU', 2015—2020
Qaraqalpaqshaǵa awdarma
© «Bilim» baspası, 2015—2020

My name _____

My class _____

My school _____



My picture

Unit 1 Our family is big.

Lesson 1 I have two sisters.

5a

Look at the pictures and match.
e.g. 1c



Homework

Complete with: grandad, father, granny, sister, mother, brother.

Gáplerdi *grandad, father, granny, sister, mother, brother* sózleri menen toliqtırın.

My family

Our family is big. I have got one _____. He is 70. I have got one _____, too. She is 65. They are good. I have got a _____. His name is Sarvar. I have got a _____. Her name is Ozoda. I have got a _____. He goes to school. I have got a _____. She is little.



Unit 1 Our family is big.

Lesson 2 My mum is a teacher.

5 Write in alphabetical order.

good, doctor, farmer, fireman,
pilot, driver, teacher

e.g. *doctor*



Homework

1 Tick the correct answer.

Tuwrı juwaptı «✓» menen belgileń.



She is a doctor. ☐

She is a housewife. ☐

She is a fireman. ☐

He is a driver. ☐

He is a farmer. ☐

He is a teacher. ☐

He is a secretary. ☐

He is a doctor. ☐

He is a fireman. ☐



2 Complete the sentences.

Gáplerdi tolıqtırń.

My mum is a _____

My dad is a _____

My _____

My _____

Unit 1 Our family is big.

Lesson 3 Are you a driver?

5 Write the sentences.

- 1 mother / his / a doctor / is
- 2 her / is / mother / a teacher
- 3 father / my / a driver / is
- 4 brother / a pilot / is / her
- 5 a cook / uncle / my / is

e.g. 1 *His mother is a doctor.*



Homework

1 Write the sentences. Gápplerdi jazıń.

- 1 dad / my / is / a driver
- 2 my / is / a cook / brother
- 3 sister / is / his / a doctor?
- 4 you / a pilot / are?
- 5 am / I / a doctor

e.g. 1 *My dad is a driver.*

2 Complete the sentences. Gápplerdi tolıqtırń.

My father is _____

My mother is _____

My _____

My _____

Unit 1 Our family is big.

Lesson 4 Project



Homework

1 Complete the table. Kesteni toltırıń.

book, pen, farmer,
father, teddy bear, pencil, car,
mother, doctor, album, sister, doll, eraser,
driver, ball, brother, fireman, teacher,
grandad, pencil case, director, granny,
bag, ruler, housewife

Family members:	
Toys:	
Jobs:	
School things:	

2 ✨ Write about your family.

Shańaraǵıńız haqqında jazıń.

e.g. 1 My mum is a housewife.

Unit 2 My relatives

Lesson 1 He is my uncle.

2b Complete the sentences with *his* or *her*.

I have a dad. ____ name is Anvar. I have a mum. ____ name is Sevara. I have an uncle. ____ name is Izzat. I have an aunt. ____ name is Indira. They live in Fergana. I have two cousins. Their names are Aybek and Jasmina.

3a Read and write.

e.g. mother — she, father — he, sister _____, brother _____, granny _____, grandad _____, uncle _____, aunt _____, cousin Tom _____, cousin Jessica _____.



Homework

1 Find six words. Write the words.

Altı söz tabiri. Sözlerdi jaziri.

u	q	w	e	b	a	u	n	t
n	a	s	d	r	l	k	j	h
c	z	x	m	o	t	h	e	r
l	c	f	a	t	h	e	r	k
e	v	b	n	h	m	g	h	j
s	i	s	t	e	r	a	e	f
o	a	y	k	r	b	n	n	o

Unit 2 My relatives

Lesson 2 My cousin is older ...

5 Complete the sentences.

I am taller than _____.

I am stronger than _____.

I am older than _____.



Homework

1 Complete the sentences. Gápıerdı tolıqtırın.

My _____ is taller than my _____.

_____ is shorter than _____.


_____ is younger than _____.

I am _____ than _____.

2 Look, read and write the names.



Qarań, oqırń hám atıardı jazırń.



A - _____
B - _____
C - _____
D - _____
E - _____
F - *Kate*
G - _____

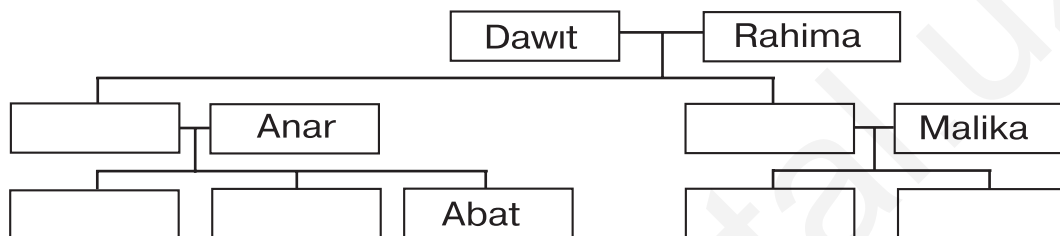
e.g.

Kate is taller than Peter. Emma is taller than Kate. Tom is old. Dan is taller than Tom and Molly. Andrew is a baby.

Unit 2 My relatives

Lesson 3 This is my family tree.

3 Look, read and complete.



4a Work in groups of 4. Write puzzles.
e.g. I am taller than Zarina. I am shorter than Aziz. My name is



Homework

Look at Activity 3 and complete the sentences.

3-shınıǵwǵa qarań hám gáplerdi tolıqtırń.

Asad has a grandad and granny. Their names are _____ and _____. Asad has two _____. Their names are Madina and Kamila. Karim and Anvar are his _____. Their father is older than uncle _____.

Unit 2 My relatives

Lesson 4 Project

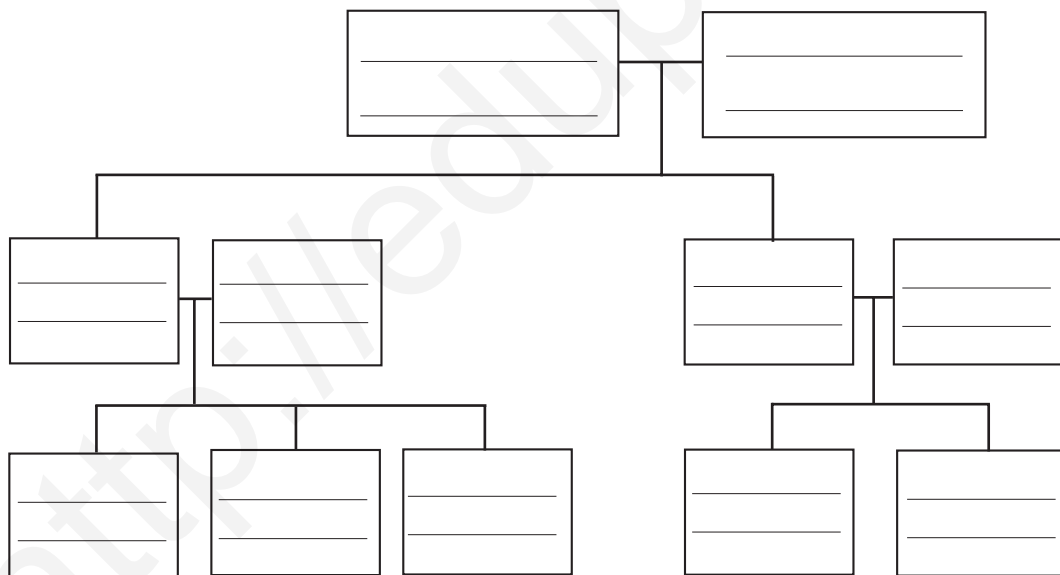


Homework

Complete your family tree.

Shaňarağıńızdñ shejiresin dúziñ.

e.g.



Progress check 1

1 Look, read and match.

1) teacher 2) driver 3) director 4) farmer 5) fireman



e.g. 1a

2 Listen and put ✓.

	doctor	cook	farmer	driver	fireman
grandad	✓				
granny					
dad					
mum					
sister					
brother					



3 Complete the sentences.

e.g. I am shorter than my sister.

My dad is older than my.

My brother is younger than _____.

My sister is taller than _____.

My uncle is stronger than _____.

My cousin is smaller than _____.

Progress check 1

4 Read and find the picture.

I have four cousins. Aziza, Kamila and Lala are older than Sanjar. Sanjar is younger than his sisters.



Unit 3 Our house

Lesson 1 Our house is big and nice.

5 Look and write.



Homework

Find 9 words. Write three sentences.

9 szó tábrí. Úsh gáp jazír.

g	w	t	a	b	l	e	q	w
a	a	c	h	a	i	r	w	i
r	l	k	i	t	c	h	e	n
a	l	p	e	h	r	h	t	d
g	b	e	d	r	o	o	m	o
e	f	l	o	o	r	u	y	w
d	o	o	r	o	g	s	u	i
b	v	c	x	m	z	e	p	o

e.g. *The table is in the kitchen.*

Unit 3 Our house

Lesson 2 What's in the kitchen?

4 Look, read and underline.

There is a big window in the kitchen. The window is small. The door is brown. The door is yellow. There is a fridge on the right. It is grey. The cooker is between the window and the table. The cooker is white. The cooker is black. The fridge is big, it has got two doors. The cupboard is on the wall. The cupboard is red. There is a watermelon, three bananas and two apples in the cupboard. There is a vase on the table. The white cat is under the table.



Homework

1 Complete the sentences. Gápplerdi tolıqtırıń.

Our kitchen is _____.

The window is _____.

The door is _____.

There is a _____ and a _____.

2 Look and make a puzzle for your friend.

Qarań hám dostıńız ushın jumbaq jazıń.

It's big. It's white. It has a door. It's in the kitchen. (a fridge)

Unit 3 Our house

Lesson 3 It's in the bedroom.

5 Listen and colour.



Homework

Look at Activity 5. Colour. Complete the sentences.

5-shınıǵıwǵa qarań. Súwretti boyañ. Gáplerdi tolıqtırń.

- 1 The house is _____.
- 2 The door is _____.
- 3 The _____ are blue.
- 4 The _____ is green.
- 5 The _____.

Unit 3 Our house

Lesson 4 Project



Homework

Do the crossword. Draw and write.

Krossvordti sheshiń. Sızıń hám jazıń.



It's a _____



Unit 4 My room

Lesson 1 My room is small.



Homework

1 Look at 2a in Unit 3 Lesson 1. Complete the sentences.

Unit 3 Lesson 1 2a-shınıǵıwǵa qarań. Gáplerdi tolıqtırıń.

e.g. The lamp is *in the living room*.
The mirror is _____.
The bath is _____.
The fridge is _____.
The dresser is _____.
The toilet is _____.

2 Look and find seven words. →

Qarań hám 7 sóz tabıń. ↓

p	i	c	t	u	r	e	o
i	r	u	g	k	y	n	a
l	d	r	e	s	s	e	r
l	b	t	f	a	x	m	e
o	m	a	s	r	w	v	b
w	m	i	r	r	o	r	n
o	p	n	c	z	u	a	k
b	l	a	n	k	e	t	w

Unit 4 My room

Lesson 2 The garden is

1b Look, read and complete the sentences.

His name is _____.

There are _____ rooms in the house.

There are _____ and _____ in the garden.

3b Look and complete.

My books are _____.

My bag is _____.

My pencils are _____.

My pencil case is _____.

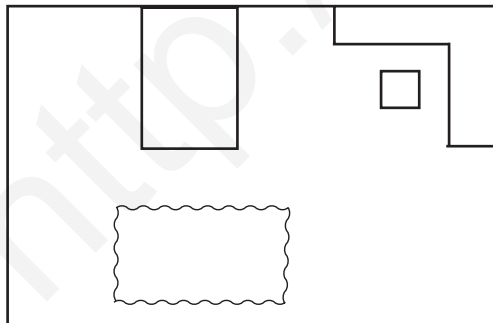
My toys are _____.



Homework

Look at the plan of Akira's room. Draw a plan of your room.


Akiranın bõlmesiniñ sızılmasına qarañ. Óz bõlmeñizdiñ sızılmasınıñ sızırñ.



Unit 4 My room

Lesson 3 Where is ...?

5a Look, listen and colour.

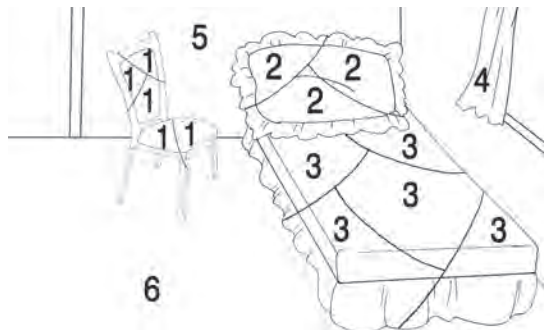



Homework

1 Colour and write.

Boyañ hám jazıñ.

- 1 – pink e.g. chair
- 2 – red _____
- 3 – blue _____
- 4 – yellow _____
- 5 – green _____
- 6 – brown _____



- 2  **Make a crossword.** Krossvord dúziñ.
bed, chair, blanket, pillow, fridge,
bath, cooker, rug, curtain, dresser

Lesson 4 Project

[illegible]

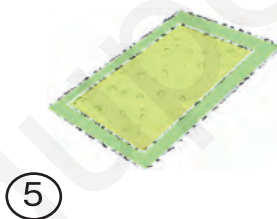


Homework /

Revise Units 3–4 and get ready for the revision.

3-hám 4-bólimlerdi qayta úyrenip, tákirarlaw sabaǵına tayarlanıń.

Progress check 2

1 Look and write.



e.g. 1 a fridge

2 Look, read and match.

There's a bath
There's a grey fridge
The blanket is
The dresser is
The trees are in
The curtains are

the garden.
on the bed.
in the bathroom.
on the window.
in the kitchen.
in the bedroom.

Progress check 2



3 Read and colour.

The walls in the room are yellow. The blanket is red. The pillow is pink. The curtain is blue. The chair is yellow. The cat is grey.



4 Listen and tick.

	a bedroom	a kitchen	a living room
a brown table			
a white table			
a red chair			
two yellow chairs			
a blue vase			






Unit 5 Nature is beautiful.

Lesson 1 It's sunny. It's hot.

4a Look, read and match.

never	tez-tez
sometimes	bárhá, hár waqıt
usually	heshqashan
often	ádette
always	geyde, gey waqta

4b Look and write sentences.

	×	×	×	×
Ali				
	✓			
Lala				
	✓	✓		
Amir				
	✓	✓	✓	
Babur				
	✓	✓	✓	✓
Guli				

×××× = never
 ✓ = sometimes
 ✓✓ = usually
 ✓✓✓ = often
 ✓✓✓✓ = always

e.g. Ali never sings songs.

Lala _____
_____.

Amir _____
_____.

Babur _____
_____.

Guli _____
_____.



Homework

➔ 25-betke qarań.

Unit 5 Nature is beautiful.

Lesson 1 It's sunny. It's hot.



Homework

1 Complete the sentences. Gápıerdi tolıqtırın.

play football, swim, do homework, get up

e.g. I never swim in winter.

I often _____ with my friends.

I usually _____ at 7 o'clock.

I always _____ in the evening.

2 Write about today's weather.

Búgingi hawa rayı haqqında jazıń.

e.g. It is snowy. It is cold. We can ski, skate, play hockey and play snowballs. I like snowy days.

Unit 5 Nature is beautiful.

Lesson 2 My favourite season is

4a Read and complete the sentences.

often, usually, sometimes, never, always

- e.g.** The rain **often** pours in spring.
The rain _____ pours in spring.
The snow _____ falls in winter.
The snow _____ falls in summer.
The sun _____ shines in summer.
The wind _____ blows in autumn.



Homework

1 Read and match.

Oqırń hám sáykes gápılerdı tabırń.

The rain pours. Quyash jarqıraydı.

The snow falls. Qar jawadı.

The sun shines. Samal esedi.

The wind blows. Jawın jawadı.

2 Write about your favourite season.

Súyikli máwsimińiz haqqında jazırń.

e.g. I live in Uzbekistan. My favourite season is autumn. September, October and November are autumn months. It is usually warm in autumn. It is sometimes cool. The rain often pours in November. We can play games. We can have melons, watermelons, grapes and peaches. I like autumn.

→ 29-betke jazırń.

Unit 5 Nature is beautiful.

Lesson 3 It's a thunderstorm.

1b Look, listen and repeat.



snowstorm



thunderstorm



windstorm



Homework

1 Read and match.

Oqıń hám sáykes sózlerdi tabıń.

thunderstorm

ayqulaq (raduga)

snowstorm

úrgin, ızgırıq

thunder

gúldirmamalı boran

windstorm

kúshli samal, boran

rainbow

gúldirmama

2 Read and write.

Qarań hám jazıń.

e.g. ice + hot = *water*

rain + cold = *snow*

water + cold =

snow + hot =

wind + storm =

water

rainbow windstorm

ice thunderstorm

snowstorm

rain + sun =

thunder + storm =

snow + storm =

Unit 5 Nature is beautiful.

Lesson 4 Project

3a Work in groups. Look and write about spring, autumn and winter in Uzbekistan.

season	weather	we can	we eat/have
Spring	usually warm, sometimes cool, rain often pours, wind blows, thunderstorm, often rainbow	play tag, play see-saw, play hopscotch, fly a kite, jump a rope, sing and dance, play football, do not swim, plant trees and flowers, celebrate women's Day and Navruz	strawberries, apricots, cherries, apples, special food: sumalak
Autumn	warm, rain often pours, wind blows, thunderstorm, cool and cold, snow sometimes falls	play tag, play see-saw, play hopscotch, jump a rope, play games, play football, do not swim, celebrate Independence Day and Teachers' Day	grapes, apples, plums, peaches, watermelons, tomatoes, potatoes, onions, carrots, cabbages, pumpkins, cucumbers
Winter	cold, often cloudy, sometimes sunny and warm, snow often falls, rain often pours, never hot	play snowballs, skate, ski, play hockey, do not swim and play football, celebrate New Year's Day and get presents	grapes, bananas, oranges, apples, kiwis

Unit 5 Nature is beautiful.

Lesson 2 My favourite season is

2 Write about your favourite season.

Súyikli máwsimińiz haqqında jazıń.

Lesson 4 Project

3a Work in groups. Look and write about spring, autumn and winter in Uzbekistan.

Unit 6 We are small.

Lesson 1 Butterfly, fly!




Homework

1a Match the questions and answers. Soraw-larğa sáykes juwaplardı tabıń.

- | | | |
|------------------------------|-------|-------------------------------------|
| 1 Are you big? | _____ | a White, yellow, blue, black, grey. |
| 2 What colour are you? | _____ | b Four. |
| 3 Do you have wings? | _____ | c I can fly and dance. |
| 4 How many legs do you have? | _____ | d No, I am not. |
| 5 What can you do? | _____ | f Yes, I do. |

Which insect is it?

Bul qanday jánlik?



1b Choose an insect. Write questions and answers. Ask your friend to match them

and guess. Bir jánlikti tańlań. Soraw hám juwaplar jazıń. Dostıńızdan sorawlarğa sáykes juwaplardı hám jánliklerdiń atların tabıwdı sorań.

e.g. 1 Are you small? Yes, I am.

2 What colour ... ?

4 How many ... ?

3 Do you have ... ?

5 What can ... ?

→ 34-betke jazıń.

Unit 6 We are small.

Lesson 2 A hungry caterpillar

4a Complete the table.

- 1) butterfly 2) grasshopper 3) ladybird 4) spider
5) mosquito 6) ant 7) bee 8) caterpillar

fast	slow
e.g. 1	3



Homework

1 Write sentences about the caterpillar.

Gúbelek qurt haqqında gáp dúziń.

e.g. *On Monday, the caterpillar eats one red apple.*

- 1 On Monday, / one red apple. / the caterpillar / eats
2 it eats / On Tuesday, / two yellow pears.
3 three purple plums. / On Wednesday, / it eats
4 four red strawberries. / it eats / On Thursday,
5 On Friday, / five oranges. / it eats
6 a lot of food. / On Saturday, / it eats

2 Write what the insects can do.


→ 34-betke jazıń.

Unit 6 We are small.

Lesson 3 Small – smaller – the smallest

3b Look and write.

A



B



big



Homework

1

Write what the birds like eating.

Quslar jaqsı kórip jeytuǵın nárselerdi jazıń.

penguins eagles swallows peacocks

fish, insects, corn, birds

e.g. *Penguins like eating fish.*

2

Write what the birds can and cannot do.

Quslar ne isley alatuǵının hám isley almaytuǵının jazıń.

Unit 6 We are small.

Lesson 4 Project

3a Work in groups. Look and write about birds.

birds	coun-try	size	colour	food	can do	cannot do
sparrow	Uzbekis-tan	small, smaller than swallows	black, white and grey	insects: caterpillars ...	fly, sing, hop, swim	run, climb, walk
eagle	Uzbekis-tan	big and strong, bigger than roosters	black, brown	snakes, birds, hares, chicks	fly, run, walk, hop	climb, swim, sing
peacock	Uzbekis-tan	big and strong, bigger than roosters	blue, green and white	corn, grass	fly, run, walk	climb, swim, sing
ostrich	Africa	big, tall and strong, the biggest bird	black and white	corn, grass	run, walk, jump, hop	fly, climb, swim, sing
penguin	Antarc-tica	big, tall and strong, smaller than ostriches	black and white	fish	run, walk, hop, swim	fly, climb, sing



Homework

Revise Unit 6 and get ready for the revision.

6-bólimdi qayta úyrenip, tákirarlaw sabaǵına tayarlaniń.

Unit 6 We are small.

Lesson 1 Butterfly, fly!



Homework

- 1b** Write questions and answers. Ask your friend to match them and find the insect.

Lesson 2 A hungry caterpillar



Homework

- 2** Write what the insects can do.

Shibin-shirkeyler ne isley alatuǵınlıǵın jazıń.

jump, run, swim,
climb, fly, walk,
hop, bite



e.g. *The ladybird can fly and walk.*

Unit 6 We are small.

Lesson 3 Small – smaller – the smallest



Homework

Write what the birds can and cannot do.

- 2** Quslar ne isley alatuđını hám isley almaytuđını haqqında jazıń.

	run	fly	swim	climb	hop	sing	walk
ostrich	✓	x	x	x	x	x	✓
peacock	✓	✓	x	x	✓	x	✓
swallow	x	✓	x	x	x	✓	✓
eagle	✓	✓	x	x	✓	x	✓
penguin	x	x	✓	x	✓	x	✓
sparrow	x	✓	x	x	✓	✓	x

e.g. *Ostriches can run and walk. They cannot fly, swim, climb, hop and sing.*

Progress check 3

1 Match.

The sun	falls.
The rain	blows.
The wind	shines.
The snow	pours.

2 Choose the correct answer.

- Ostrich is _____ bird.
a) big b) bigger than c) the biggest
- The caterpillar is _____ the ant.
a) slow b) slower than c) the slowest
- In Uzbekistan it _____ rains in spring.
It is _____ hot in summer.
a) often / always
b) never / often
c) usually / sometimes

3 Write four insects and birds you like.

4 Listen and tick.

☐☐

Unit 7 We are big animals.

Lesson 1 That's a hippo.

2c Look, read and match.



Homework

1a Read, draw and write.

Oqırń, soǵırń hám jazırń.

I'm big, strong and dangerous. I have got strong legs and a long tail. I'm brown, black and white. I have black spots. I can walk, run, climb trees and kill! _____



1b Draw and write a puzzle.


Sızırń hám jumbaq jazırń.

I'm _____.
I've got _____.
I can _____.

Unit 7 We are big animals.

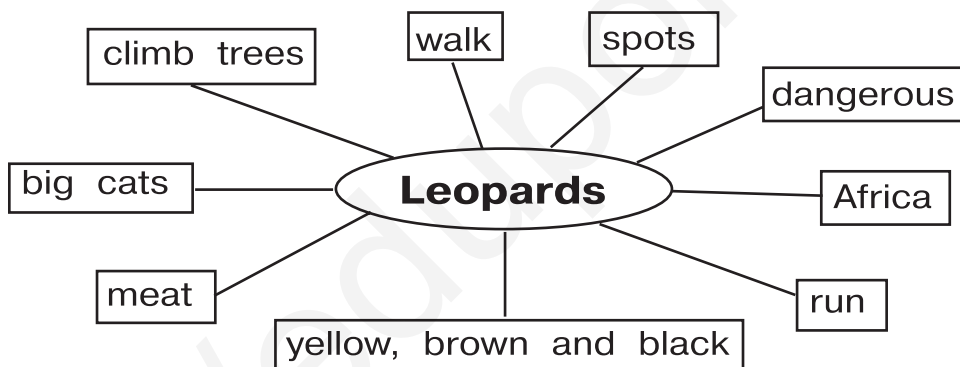
Lesson 2 They're big cats.

3a Look and put in order.



e.g. 1c,

5 Look and complete the sentences.



Leopards are big cats.

They are _____

They have _____

They live in _____

They eat _____

They can _____



Homework



Page 41

Unit 7 We are big animals.

Lesson 3 Don't touch them!

2b Look, listen and complete.

Zone_____	lions	leopards
Zone_____	hippos	crocodiles
Zone_____	elephants	giraffes
Zone_____	tigers	monkeys

3 Look and write.



These are _____. They are funny and friendly.

These are _____. They are big and dangerous.

They can swim, walk and run.

Those are _____. They are the biggest animals.

Those are _____. They are the smallest birds.

They are beautiful.

Those are _____. They are the biggest monkeys.

5 ★ Look and write four sentences.

e.g. These are chairs. Those are windows.



Homework



Page 40

Unit 7 We are big animals.

Lesson 3 Don't touch them!



Homework

insects birds

Look at the picture and complete the sentences. Súwretke qarap, gápplerdi toliqtırır.



- | | |
|-----------------------------------|---------------------------|
| 1 These are <u>grasshoppers</u> . | They are <u>insects</u> . |
| 2 These are _____. | They are _____. |
| 3 Those _____. | They are _____. |
| 4 Those _____. | They _____. |

Lesson 4 Project



Homework

Revise Unit 7 and get ready for the revision.

7-bólimdi qayta úyrenip, tákírarlaw sabağına tayarlanır.

Lesson 2 They're big cats.



Homework

1 Look, read and write.

Súwretlerge qarań, oqıń hám jazıń.

- 1 This giraffe is young.
- 2 It is small.
- 3 It is short.
- 4 It is not strong.
- 5 Her tail is short.



- 1 This giraffe is **old**.
- 2 It is _____.
- 3 It is _____.
- 4 It is _____.
- 5 Her tail _____.

2 Draw and write about an animal.

Bir haywannıń súwretin salıń hám ol haqqında jazıń.



_____ are _____
They have _____
They live in _____
They eat _____
They can _____

Unit 8 Hobby

Lesson 1 Do you like dancing?

3 Look, listen and write.

Murat, Madina,
Kate, Alex

- 1) She likes sport. Her name's _____.
- 2) He likes cooking. His name's _____.
- 3) He likes planting flowers. His name's _____.
- 4) She likes music. Her name's _____.

5 Listen and complete the sentences.

Jessica is _____. She lives in London. Her favourite season is _____. Her hobby is _____. She goes skiing on _____ and _____. She likes playing _____ games too.



Homework

Complete the sentences. Gáplerdi toliqtırın.

e.g. I like *planting flowers*.

- 1 I like _____
- 2 My mum likes _____
- 3 My dad likes _____
- 4 My grandad _____
- 5 My granny _____

Unit 8 Hobby

Lesson 2 “Happy days” club

2 Look, read and write.

1 Tom likes sport. His hobby is _____.

2 Sally likes playing chess. Her hobby is _____.

3 Look, read and match.

interesting

club

play chess

champion

shaxmat oynaw

qiziq

chempion

dógerek, klub

5 Read and complete the card.

“Happy Days” Club Card

Name: _____

Birthday: _____

School: _____

Class: _____

Teacher: _____

Hobby: _____

Favourite sport: _____



Homework

Copy “Happy days” Club card in Activity 5.
Write about yourself. 5-shınıǵıwdaǵı “Happy days”
dógerek kartochkasın kóshirip alıń hám ózińiz haqqında
jaziń.

Unit 8 Hobby

Lesson 3 Can you do kurash?

2 Look, read and match.

e.g. 1c

3a Look and write three questions.

swim	do kurash	play tennis
dance	do karate	play football
sing	do taekwondo	play basketball

e.g. Can you swim? Can you do kurash? Can you play tennis?



Homework

Complete the sentences. Use the words from the box.

Kestedeği sözlerden paydalanıp, gáplerdi tolıqtırń.

swim	do kurash	play tennis
dance	do karate	play football
sing	do taekwondo	play basketball

My uncle can _____

My aunt can _____

My cousin can _____

My _____

My _____

Unit 8 Hobby

Lesson 4 Project

3a Work in groups of 5. Play “Find someone who ...”.

		name
1		
2		
3		
4		
5		



Homework

1 Complete the sentences. Gápplerdi tolıqtırın.

Our group has _____ girls and _____ boys.

Our first favourite hobby is _____.

_____ boys and girls like it.

Our second favourite hobby is _____.

_____ boys and girls like it.

Our third favourite hobby is _____.

_____ boys and girls like it.

2 Revise Unit 8 and get ready for the revision.

8-bólimdi qayta úyrenip, tákirarlaw sabaǵına tayarlanıń.

Progress Check 4

1 Look and complete the sentences.

strong, small, fast, big,
funny, dangerous

e.g. *It is a lion. It is big and strong.*

It is a hippo. It is _____

_____.

It is a mandrill. It is _____

_____.

It is a hyena. It is _____

_____.

It is a leopard. It is _____

_____.

2 Read and match.

Spider monkeys are

Mandrills are

Hippos are

Leopards

Zebras

Leopards can

climb the trees.

have got spots.

have got stripes.

the biggest monkeys.

big and funny.

small and friendly.

3 Complete the sentences.

My hobby is _____.

This is my dad. His hobby is _____.

This is my mum. Her hobby is _____.

Unit 9 On the telephone

Lesson 1 What's your telephone number?



Homework

1 Read and match. Oqıń hám sáykes awdarmasın tabıń.

telephone

mobile phone

What's your telephone number?

What's your mobile phone number?

qol telefon

telefon

Qol telefon nomer-ińiz neshe?

Telefon nomer-ińiz neshe?

2 Write the dialogue in order.

Dialogtı tártip boyınsha jazıń.

(1) **Ring, ring.**

(2) **Guli:** Bye-bye.

(3) **Guli:** I'm sorry. He's not at home now.

(4) **Ali:** When's he at home?

(5) **Guli:** Hello.

(6) **Ali:** What's his mobile phone number?

(7) **Guli:** At four o'clock.

(8) **Ali:** Hello. Is Anvar there?

(9) **Guli:** 5743839.

(10) **Ali:** Thanks. Bye.

e.g. 1, 5

Unit 9 On the telephone

Lesson 2 Can I talk to Jasur, please?

1a Work in pairs. Read and match.

e.g. *1b*

2b Listen again and circle the correct word.

Zumrad phones *a) Jasur b) Batir c) Zumrad*.

Jasur and Zumrad are friends at *a) sports club b) school c) chess club*.

Jasur and Zumrad are *a) sisters b) brothers c) friends*.



Homework

1 Complete the dialogue. Dialogni toliqtirín.

Ring, ring. Madina: Hello.

Murod: Hi. Can I talk to Nilufar, please?

Madina: _____ me, who's this?

Murod: _____. I'm _____ friend from school.

Madina: Sorry, _____ not at home.

Murod: What's _____ mobile phone number?

Madina: It's _____.

Murod: Thanks, be.

Madina: OK, _____.

2 Complete the sentences. Gápnerdi toliqtirín.

I am at home now. My mother is _____. My father is _____. My sister _____
_____. My little brother _____
_____.

Unit 9 On the telephone

Lesson 3 I'm talking on the phone.

3a Look, read and match.

e.g. 1e



Homework

1 Read and draw.

Oqırñ hám súwret salırñ.

There is a playground. A boy is flying a kite. Two girls are jumping a rope. This is me. I am playing with a dog.

2 Look and write sentences. Súwretke qarañ hám gáp qurañ.

cap, T-shirt,
skirt, trainers,
hat, shirt, dress,
trousers, shorts,
tights, jeans,
sunglasses



e.g. 1) The girl is wearing a purple hat and a purple dress.

2) _____

3) _____

4) _____

5) _____

Unit 9 On the telephone

Lesson 4 Project

2a Work in 2/4 groups. Discuss and write your text.

Group A: You are Rashid. You and your friends (Malika, Sanjar and Indira) are in Registan Square in Samarkand. Write what you are doing now. Begin with: *We are in Registan Square with ...*

Group B: You are Farrukh. You are at home in Tashkent. Write what you are doing at home now. Begin with: *I am at home. ...*



Homework

Revise Unit 9 and get ready for the revision.

9-bólimdi qayta úyrenip, tákirlarlaw sabaǵına tayarlanıń.

Unit 10 Plants

Lesson 1 Water, forest, mountain, desert

3a Listen and write.

flower, animal, bird, insect, tree, fish, plant, bear

desert	water	mountain



Homework

Complete the table. Kesteni toltırn.

Insects: butterfly, grasshopper, ladybird, mosquito, ant, caterpillar

Birds: sparrow, eagle, peacock, swallow, ostrich, penguin, humming bird, duck, parrot

Animals: goat, elephant, monkey, tiger, bear, frog, crocodile, hare, wolf

forest	desert	water	mountain
e.g. <i>bear, wolf</i>			

Unit 10 Plants


Lesson 2 Trees and flowers



Homework

1 Read, complete and colour the picture.

Oqır, gáplerdi tolıqtırır hám súwretti boyañ.



leaves, need,
flower

This is a tulip. It is small. The _____ is red and beautiful. The _____ are big and green. You can see it in spring. We have tulips on mountains and in our gardens. They _____ water, air and sun to live.

2 Draw a flower on the third page of your booklet and write about it.

Kitapshańızdıń úshinshi betine bir gúldiń súwretin salır hám ol haqqında jazır.

Unit 10 Plants


Lesson 3 What's in your garden?



Homework

1 Read, complete and colour the picture.

Oqırn gáplerdi tolıqtırın hám súwretti boyan.



tall, strong,
big, small,
green

This is a willow tree. It is _____ and _____.
The leaves are _____ and _____. The
branches are not _____. We have willows on
mountains, in forests and in our gardens. They
need water, air and sun to live.

2 Draw an apple tree in your booklet and write about it.

Kitapsharızǵa alma aǵashınıń súwretin salıń hám ol
haqqında jazıń.

Unit 10 Plants

Lesson 4 Project

3a Read, complete and colour.



air
mountains
water
forests
gardens
sun

This is a fir tree. It is big. The branches are long. It is always green. We have fir trees on _____, in _____ and in our _____.
Fir trees need _____, _____ and _____ to live.




Homework

Revise Unit 10 and get ready for the revision.

10-bólimdi qayta úyrenip, tákirarlaw sabaǵına tayarlanıń.

Progress Check 5

1 Look at the pictures and write.



The boys (take photos) **e.g.** The boys are taking photos.

Vasila and Adiba (talk on the phone) _____

The teacher (look at Vasila) _____

Lala (look at the trees and flowers) _____

Lala (eat an ice-cream) _____

Progress Check 5



2 Read and complete the table.

1) tulip 2) sparrow 3) sunflower 4) eagle 5) peacock
 6) swallow 7) ostrich 8) goat 9) humming bird
 10) penguin 11) butterfly 12) elephant 13) parrot
 14) monkey 15) grasshopper 16) mulberry 17) tiger
 18) bear 19) ant 20) duck 21) crocodile 22) ladybird
 23) mosquito 24) rose 25) lion 26) zebra 27) giraffe
 28) horse 29) wolf 30) caterpillar 31) willow 32) fir

animals	birds	insects	trees and flowers
8	2	11	1

3 Listen and write 1, 2, 3, 4.


☐

☐

☐

☐

Unit 11 Health and hygiene

Lesson 1 Brush your teeth.

2a Look, read and match.

1 face, 2 eye,
3 nose, 4 ear, 5 hair,
6 head, 7 hand,
8 leg

a qol, b shash,
c ayaq, d qulaq,
e kóz, f bas,
j bet, h murin

e.g. 1j

4a Listen, repeat and number the pictures.



Homework

1 Write three sentences. Úsh gáp jazırń.

I	am	tall	
		short	
	have	black	hair
	got	brown	eyes
		long	
		short	

e.g. I am short. I have
black hair. I have brown eyes.

2 Write about a girl/boy. Do not write the name. Qız/ul bala haqqında jazırń. Atın jazbań.

e.g. He is tall. He has brown hair. His-
eyes are black.

Unit 11 Health and hygiene

Lesson 2 I love swimming.

2a Look, read and match.

shampoo	tis pastası
soap	gel
gel	tis shyotkası
tooth paste	shampun
tooth brush	taraq
comb	sabın

4 Listen and complete the sentences.

- 1) Sherzad is a champion in _____.
- 2) He swims in the morning on _____ and _____.
- 3) He swims in the evening on _____ and _____.



Homework

- 1 Write three sentences. Úsh gáp jazıń.
e.g. *I wash my hands with gel.*

- 2  What is in your bathroom? Complete the table. Juwınıw bólmeńizde neler bar? Kesteni toltırıń.

shampoo	✓
gel	
soap	
tooth paste	
tooth brush	

Unit 11 Health and hygiene

Lesson 3 Healthy, unhealthy



Homework

1 Complete the table. Kesteni toltirín.

apples, pears, tomatoes, water, Cola, Fanta, lemons, honey, carrots, swimming, brushing teeth, playing computer games, watching TV, sweets

healthy	unhealthy
e.g. apples	

2 Look at the picture and write.

Súwretke qarañ hám gáp qurañ.



e.g. This is our bathroom.
There is a big mirror, ...

My dad is combing...

Unit 11 Health and hygiene

Lesson 4 Project

2 Look, read and write.

Don't eat _____

Don't drink _____

Eat _____

Drink _____



Homework

1 Complete the sentences. Gápplerdi tolıqtırın.

I wash my face with _____

I brush my teeth _____

I wash my hands _____

2 Revise Unit 11 and get ready for the revision.


11-bólimdi qayta úyrenip, tákirarlaw sabaǵına tayarlanıń.

Unit 12 Transport

Lesson 1 I like my bike.

5 Look and read. Draw and write.

This is my bike. It is pink and white. I like my bike. It is beautiful.






Homework

Draw and write. Sizir hám jazır.

e.g. *It is a motorbike. It is red. It is fast.*



Unit 12 Transport

Lesson 2 This train is fast.

3 Look and write.

e.g. *Planes are faster than trains.*

Helicopters are _____ than planes.

Trains are _____ than horses.

Motorbikes are _____ cars.

Tractors are _____ than minivans.


5 Play "Funny dictation".



Homework

Look and do the crossword.

Súwretlerge qarap, krossvordtı toltırıń.



Unit 12 Transport

Lesson 3 I go to school by minivan.

3a Look and write three sentences.

I We They	go to school	by bus. by minivan. by car.
He She	goes to school	by bike. on foot.

e.g. I go to school by bus.

My friend goes to school

My teacher _____

4a Work in groups. Play “Find someone who”.

e.g. I go to school on foot.

	name	by bus	by bike	by minivan	on foot
1					
2					
3					
4					



Homework /



Page 65

Unit 12 Transport

Lesson 4 Project

3 Make a class graph.



Homework

1 Complete the sentences. Gáplerdi toliqtirín.

There are _____ pupils in our class. We
have _____ boys and _____ girls.
_____ boys and _____ girls go to school

2 Revise Unit 12 and get ready for the revision.

12-bólimdi qayta úyrenip, tákirarlaw sabaǵına tayarlanır.

Unit 12 Transport

Lesson 3 I go to school by minivan.



Homework

- 1 Complete the sentences. Use the words from the box.** Kestedeği sözlerden paydalanıp, gáplerdi tolıqtırın.

I We They	go to school	by bus. by minivan. by car.
He She	goes to school	by bike. on foot.

My friends go to school _____

My sister _____

My cousin _____

My _____

My _____

- 2 Write the sentences.** Gáp qurań.

1) I go / by bus. / to school

2) on foot / My friends / go to school.

3) by minivan / go to school. / My cousins

4) goes to school / by bike. / My sister

5) My brother / by motorbike. / goes to school

Progress Check 6

1 Complete the sentences.

- 1 Planes are faster than _____.
- 2 Trains are faster than _____.
- 3 Horses are slower than _____.
- 4 Bikes are slower than _____.

2 Choose the correct word.



- | | | |
|----------------|----------------|----------------|
| a) fast | a) fast | a) fast |
| b) faster | b) faster | b) faster |
| c) the fastest | c) the fastest | c) the fastest |

3 Listen and put ✓.

	by bike	by bus	by minivan	on foot
Sanjar				
Kamal				
Malika				
Nilufar				



4 Complete the sentences.

- 1 I go to school _____.
- 2 My friend goes to school _____.
- 3 My cousins go to school _____.
- 4 My teacher goes to school _____.

Unit 13 We live in Uzbekistan.

Lesson 1 My uncle lives in Bukhara.

6 ✨ Look and write.



e.g. money, a rucksack,



Homework



Page 71

Unit 13 We live in Uzbekistan.

Lesson 2 Our village is beautiful.

3a Draw the place you live.



Homework

Write about your village/town/city.

Use the words in the cloud. Awılıñız, qalañız haqqında jazıñ. Bulttağı sózlerdi paydalanıñ.

next to, opposite, between,
on the left/right

I live in _____.

There is a _____.

Unit 13 We live in Uzbekistan.

Lesson 3 What's in your street?

3a Work in pairs. Look, read and find the place.



Homework

You are going to your aunt. What do you take? Siz dayı apaңызdiki**ne** barmaqshısız. Ózińiz benen nelerdi alasız?



e.g. I take a rucksack,

Unit 13 We live in Uzbekistan.

Lesson 4 Project



Homework

Draw your bedroom. Write five sentences.

Jataq jayıñızdıñ súwretin salıñ hám bes gáp qurañ.

on, under, next to,
between, opposite, on the left,
on the right



e.g. *This is my bedroom. There is a table next to the door.*

Unit 13 We live in Uzbekistan.

Lesson 1 My uncle lives in Bukhara.



Homework

1 Complete the sentences. Gáplerdi toliqtirín.

e.g. 1 I live a) the village.

a) in b) on c) at

2 Our village beautiful.

a) am b) is c) are

3 My aunt a doctor.

a) am b) is c) are

4 She in school.

a) working b) work c) works

5 I a cousin.

a) have got b) has c) has got

6 My cousin a parrot.

a) have got b) have c) has got

2 Write the sentences. Gáplerdi jazirín.

My uncle a farmer is e.g. My uncle is a farmer.

works He on a farm. _____

There many are on animals the farm. _____

Sundays. uncle I my on help _____

Unit 14 The world of stories

Lesson 1 Cartoons

5 Look at the pictures and match.

e.g. 1f

6 Read, guess and write.

- 1) I like climbing. I'm a _____
- 2) I like meat. I'm a _____
- 3) I like corn. I'm a _____
- 4) I like grass. I'm a _____



Homework

Draw the hero of your favourite cartoon. Write the name of the cartoon. Sýykli multfilimińizdiń qaharmanınıń súwretin salıń. Multfilimniń atın jazıń.

Unit 14 The world of stories

Lesson 2 The lion and the mouse

2b Look, read and match.


e.g. 1 2 3



Homework

1 Look, read and put ✓ or x.

Qarań, oqıń hám «✓» yamasa «x» penen belgileń.

- 1) Ted has a dog. His dog is black. _____
 - 2) His dog likes grass. _____
 - 3) His dog likes jumping. _____
 - 4) His dog is brown. _____
 - 5) His dog is big. _____
 - 6) His dog is small. _____
- 



2 Look and write. Qarań hám jazıń.



The boy has ...

Unit 14 The world of stories

Lesson 3 The old man and his sons

4 Complete the sentence.

cannot, three,
The old man,
fight, break

- 1) _____ has three sons.
- 2) The old man has _____ sticks.
- 3) His sons always _____ .
- 4) The old man asks his sons to _____ three sticks.
- 5) His sons _____ break three sticks.




Homework

Write your own story. Ózińiz gúrriń jazıń.

Unit 14 The world of stories

Lesson 4 Project

2b Write a story.



e.g. Group 1: *A boy has a dog and a donkey. The boy likes his ...*

Progress Check 7

1

Look and complete with: in, under, between, next to, on.

- 1) The eagle is _____ the tree.
- 2) The sparrow is _____ the swallow.
- 3) The swallow is _____ the sparrow and humming bird.
- 4) The ants are _____ the table.
- 5) The ostrich is _____ the table.
- 6) The ladybird is _____ the table.



Progress Check 7

2 Look, read and draw.

- 1) Go straight. Turn right. Go straight. Turn left. You are next to the library.
- 2) Go straight. Go to House 2. Turn right. Go straight. Turn left. You are next to House 3.




3 Listen and put ✓.

	Bu-khara	Samar-kand	Tash-kent	reading books	watching TV	playing computer games
farmer						
teacher						
pupil						

Progress Check 8

1 Write the names.

- 1) _____ is taller than _____
- 2) _____ is taller than _____
- 3) _____ is the tallest.
- 4) _____ is younger than _____
- 5) _____ is the youngest.



2 Complete:

t e _ _ _ r
f _ _ _ r

d o c _ _
_ r i _ _ r

_ _ _ m a n
d i _ _ _ _

3 Look and complete.

e.g. The teddy bear is on the bed.



The pillow is _____ the blanket.

The chair is _____ the bed.

The ball is _____ the bed and the plane.

The curtain is _____ the window.

Progress Check 8

4 Look and write.

These are _____

These are _____

Those are _____

Those are _____



5 Read and underline.

This is my hippo/lion.
It has got a big/small head.
It has got long/short legs.
It has got a big mouth/eyes.
It has got small ears/a mouth.

6 Complete the telephone talk.

- Hello. Can I _____ to Mary, please?
- Hello. Excuse _____, who's this?
- I'm Tom. Do _____ want to go to the zoo?
- When?
- _____ Sunday.
- OK.



Kids' English: oqiw basılımi. 3-klass. S. Xan [hám
K 40 basqalar.]. – Tashkent: «O‘zbekiston», 2020. – 80 b.

ISBN 978-9943-28-343-5

UOK 811.111(075)
KBK 81.2Ingl

O‘quv nashri

Svetlana Xan, Lutfullo Jo‘raev, Klara Inogamova

Kids' English

Umumiy o‘rta ta‘lim maktablarining 3-sinfi uchun mashq daftari

6-nashri

(Qoraqalpoq tilida)

Xudojnikler: *A. Chaplenko, V. Khalilova, Yu. Gabzalilov*

Awdarmashi: *M. Nizanov*

Redaktorlar: *N. Nurmatova, S. Aytmuratova*

Dizayner hám kórkemlik redaktorlar: *H. Qutluqov, I. Serjanov*

Texnik redaktorlar: *T. Xaritonova, B. Turimbetov*

Kishi redaktor *M. Salimova*

Kompyuterde tayarlaganlar: *G. Qulnazarova, N. Saukiyeva*

Baspa licenziyasi AI № 158, 14.08.2009.

Basiwga 2020-jil 26-mayda ruqsat etildi. Qagaz formati 70x90¹/₁₆.

Ofset qagazi. «Virtec Pragmatica Uz» garniturada ofset usilda basildi.

Kegli 14, 12. Shartli baspa tabagi 5,85. Esap baspa tabagi 6,72.

Nusqasi 11 117 dana. Buyirtpa № 20-200.

«O‘zbekiston» baspa-poligrafiyalıq dóretiwshilik úyi baspaxanasında basıldı.
100011. Tashkent qalasi, Nawayı kóshesi, 30-jay.

Telefon: (371) 244-87-55, 244-87-20.

Faks: (371) 244-37-81, 244-38-10.

e-mail: uzbekistan@iptd-uzbekistan.uz

www.iptd-uzbekistan.uz

Kids' English: oqiw basılımi. 3-klass. S.Xan [hám
K 40 basqalar.]. – Tashkent: «O‘zbekiston», 2020. – 80 b.

ISBN 978-9943-28-343-5

UOK 811.111(075)
KBK 81.2Ingl

O‘quv nashri

Svetlana Xan, Lutfullo Jo‘raev, Klara Inogamova

Kids' English

Umumiy o‘rta ta‘lim maktablarining 3-sinfi uchun mashq daftari

6-nashri

(Qoraqalpoq tilida)

Xudojniklar: *A. Chaplenko, V. Khalilova, Yu. Gabzalilov*

Awdarmashi: *M. Nizanov*

Redaktorlar: *N. Nurmatova, S. Aytmuratova*

Dizayner hám kórkemlik redaktorlar: *H. Qutluqov, I. Serjanov*

Texnik redaktorlar: *T. Xaritonova, B. Turimbetov*

Kishi redaktor *M. Salimova*

Kompyuterde tayarlaganlar: *G. Qulnazarova, N. Saukiyeva*

Baspa licenziyasi AI № 158, 14.08.2009.

Basiwga 2020-jil 26-mayda ruqsat etildi. Qaǵaz formatı 70x90¹/₁₆.

Ofset qaǵazı. «Virtec Pragmatica Uz» garniturada ofset usılda basıldı.

Kegli 14, 12. Shartlı baspa tabaǵı 5,85. Esap baspa tabaǵı 6,72.

Nusqası 1104 dana. Buyırtpa № 20-201.

«O‘zbekiston» baspa-poligrafiyalıq dóretiwshilik úyi baspaxanasında basıldı.

100011. Tashkent qalası, Nawayı kóshesi, 30-jay.

Telefon: (371) 244-87-55, 244-87-20.

Faks: (371) 244-37-81, 244-38-10.

e-mail: uzbekistan@iptd-uzbekistan.uz

www.iptd-uzbekistan.uz