

X.R. SANAKULOV, D.P. XODIEVA, A.R. SANAKULOVA

# TEXNOLOGIYA

Uliwma bilim beriwshi orta mekteplerdiń  
3-klasi ushın sabaqlıq

*Ózbekstan Respublikası Xalıq bilimlendiriw  
ministrliǵı tastıyqlaǵan*



«SHARQ» BASPA-POLIGRAFIYA  
AKCIONERLIK KOMPANIYASI  
BAS REDAKCIYASI  
TOSHKENT – 2019

UOK: 372.831(075)  
KBK 74.263  
S – 30

### P i k i r b i l d i r i w s h i l e r :

- M.Jumayev** – Nizamiy atındaǵı TMPU professorı;  
**L.Bekova** – Respublikalıq bilimlendiriw orayı meto-  
disti;  
**M.Muxiddinova** – Tashkent qalalıq 81-mekteptiń texnolo-  
giya páni oqıtıwshısı;  
**N.Komilova** – Tashkent qalalıq 104-mekteptiń texno-  
logiya páni oqıtıwshısı.

### Shártli belgiler:



– tapsırma



– kásipler haqqında maǵlıwmat



– soraw



– úyde orınlań



– eskertiw



– jeke jumıs

S–30 **Sanakulov, X. h.t.b.**

**Texnologiya: 3-klass ushın sabaqlıq / X.R. Sanakulov, D.P. Xod-  
dieva, A.R. Sanakulova. – T.: «Sharq», 2019. – 80 b.  
I. 1,2. Avtorlas.**

UOK: 372.831(075)  
KBK 74.263

**Respublika maqsetli kitap qorı qarjıları esabınan  
basıp shıǵarıldı.**

ISBN 978-9943-26-905-7

© X. Sanakulov, D. Xodieva, A. Sanakulova, 2016.  
© «SHARQ» BPAK Bas redakciyası, 2016, 2019.

## KIRISIW

Áziz oqıwshılar!

Siz 2-klass «Texnologiya» sabaqlarında tábiyǵıy hám túrli materiallardan quslar, haywanlar, kishi kólemdegi oyınshıqlar, modeller soǵıwdı, miynet qurallarınan qawipsizlik qaǵıydaların saqlaǵan halda paydalanıwdı úyrendińiz.

Endi 3-klasta tábiyǵıy hám túrli materiallardan orınlanıwı qıyın, kóp basqıshlı bezew ushın oyınshıqlar, maket hám modellerdi soǵıwdı úyrenesiz.

Ámeliy jumıstı orınlaw procesinde dóretiwshilik penen jańa joybarlardı tayarlawda miynet qurallarınan durıs hám orınlı paydalanıw kónlikpelerin rawajlandırasız.



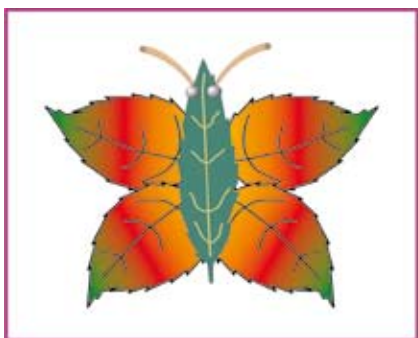
Usı sabaqlıq betlerinde berilgen jumıs úlgilerin jaqsı hám sıpatlı orınlaw ushın muǵallimińizdiń másláháti, ata-anańızdın kómeginen paydalanıń.

Áziz oqıwshılar, sabaqlıqta berilgen jumıs úlgilerin orınlaw menen, olardıń jańa kórinislerin jaratıń, oylap tabıwǵa háreket etiń.

Keleshekte sizdi ullı jumıslar kútip atırǵanın umıtpań.

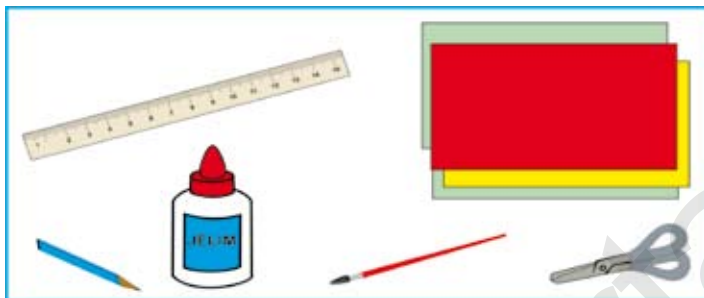
Usı sabaqlıq sizge jaqın kómekshi bolıwǵa isenemiz.

## TEXNOLOGIYA SABAGÍNDÁ ORÍNLANATUĞÍN JUMÍSTIÍN ÚLGILERI

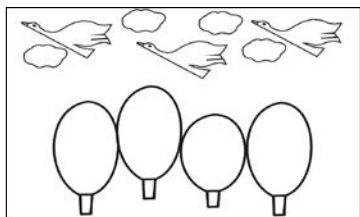


# «GÚZ» KÓRINISIN APPLIKACIYA USÍLÍNDÁ SOĖÍW


Bizge kerekli miynet quralları




Gúz kórinisine sáykes detallardı tayarlap alıń.



BaĖdaĖı tereklerdiń jaylasıw tártibin baqlap kóriń. Reńli qaĖazlardan terek formaların qırqıń, izbe-izlikte jaylastırıp jelimleń.






4



5



6



7

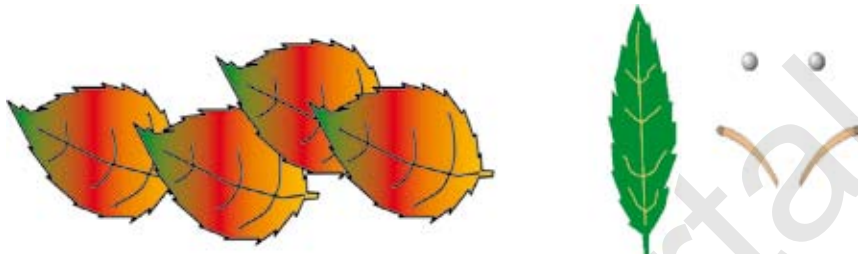


Hár bir máwsimdi óziniń kórinisinde súwretlewge háreket etiń.




## GÚBELEK KÓRINISIN QURÍW HÁM SOǒIW

! Gúbelektiń kórinisine sáykes japıraqlardı toplań hám tazalap keptiriń.



! Gúbelek kórinisin soǒıwdan aldın gúbelektiń sızılmasın sızıp alıń.

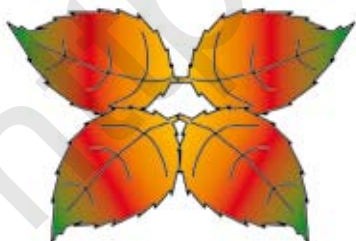


1




2

! Keptirilgen japıraqlardı bir-birine sáykeslep tuwrı jaylastırıń hám jelimleń.



3



4



Jeke jumıs úlgileri.



1



2



Gúbelek kórinisin qanday materiallardan soǵıw múmkin?

Siz qaysı kórinistegi gúbelekti óz betinshe soǵa alasız?



3



4






Jeke jumis úlgileri.




## QOZGALIVSHI OYINSHIQLAR SOGIW




Karton qaǵazǵa ayıw dene bóleklerin sızırn hám qırqıp alırn.



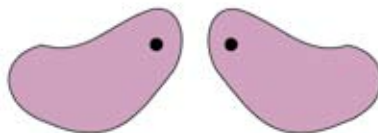
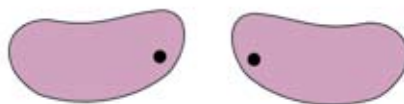
1



2



3



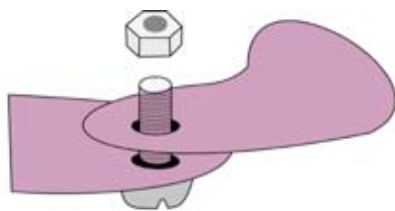
4




Ayıwdırn dene bóleklerin biriktirivshi ornın belgileń, muǵallimnırn baqlawında tesip alırn.




Ayıwdıń dene bóleklerin tómendegi tártipte biriktiriń.




5



6



7



8



9

11




Jeke jumis úlgileri.



Qozgataluđın modellerdi óz betinshe sođıwǵa háreket etiń.




1



2



3



4



5



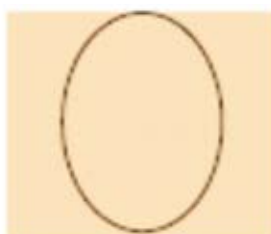
6



7



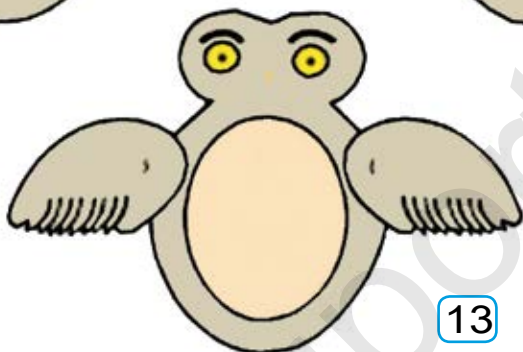
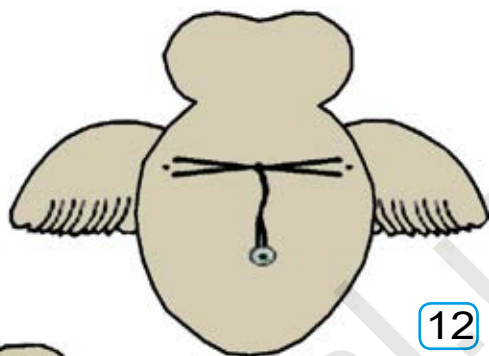
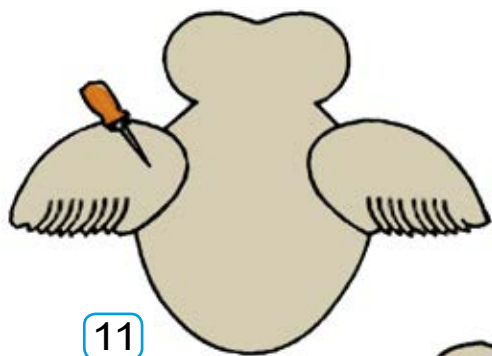
8



9



10




Qustırń kórinisin aplikaciya usılında óz betinshe soǵıp kóriń.



## SHIYDEN APPLIKACIYA USÍLÍNDÁ HAYWANLAR, GÚLLER, JANÍWARLAR FORMASÍN SOǴÍW



Utyug penen islegende úlkenlerdiń kómeгинен paydalanıń.



Muǵallimniń tayarlap bergen shiylerin qaǵazǵa jelimlep alıń hám izbe-izlikte orınláń.



1



2



3



Jeke jumis úlgileri.



Jumistiń barısın baqlań hám soǵıp kóriń.



Shiyden hár túrli kompoziciya soǵıń hám jaqınlarıńızǵa sawǵa etiń.


## 1-baqlaw jumısı

Japıraqlardan janıwarlar formasın soǵıw





# «ERTEK QAARMANLAR»ÍN APPLIKACIYA USÍLÍNDÁ SOǴÍW



1



2



3



4

5




8



6



7



9




Hár bir  
orınlań.

basqıstı


izbe-izlikte, durıs



10



11



12



13



14



15


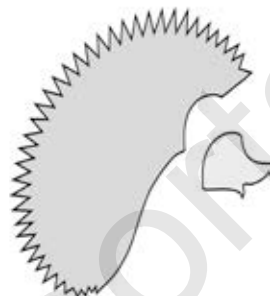



Ózińiz jaqsı kórgen ertek qaharmanın aplikaciya usılında tayarlawğa háreket etiń.



Jeke jumis úlgileri.

Qağazdan kirpitiken kórinisin óz betinshe soǵıp kóriń.





5



Tawıqtıń kórinisi qaysı geometriyalıq formalardan quralǵan?



6

## PAPE-MASHE USÍLÍNDÁ KESE TAYARLAW HÁM BEZEW



Keseniń betine vazelin yamasa may súr- tiledi. Qağazdı mayda bóleklerge bóliń. Keseniń birinshi qabatına qağaz bóleklerin suwǵa batırıp, keseniń betine tegis etip jabıstırıń. Ekinshi qabatına qağaz bóleklerin jelimniń járdeminde jabıstırıp shıǵıń.



Kese tayarlaw ushın kerekli miynet qural-  
larınan durıs paydalanıń.



4



5



6



7



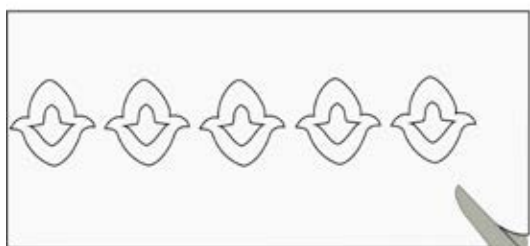
Qağazdıń bóleklerin ekinshi qabatqa uzını-  
na jelimleń. Bul qağazdıń qabatların aljasıp  
ketiwden saqlaydı. Bul jaǵdaydı 6-7 márte  
tákirarlań.



8



9



10



11



12



13



Keseni 3 kún dawamında keptiriw ushın qoyıń. Keyin keseniń betin kók reńge boyañ hám naǵıs elementleri menen bezeń.

## SAWĞA USHÍN SUVENIR SOǒIW



1



2



Jumsaq simǵa gúl kórinisin payda etiwshi gúl japıraqları ushın eki túrli reńli biserlerdi izbe-izlikte jaylastırıń.



3



4



Tayarlangan gúlge jáne qanday qosımsha kirkiziw múmkin. Bul jumsaqa dóretiwshilik penen kirisin.





Bir neshe gúl japıraqların bir-birine bekkemlep gúldiń kórinisin payda etiń.



5



6



Jeke jumıs úlgileri.






Jeke jumıs úlgileri.



Jumıstıń úlgilerin baqlań. Óz betinshe soǵıw procesine ózǵertiw kirgiziwge háreket etiń.



## TÚRLI QAĞAZLARDAN GIRLYANDLAR HÁM QAR BÓLEKLERIN SOǒIW


! Qar bóleklerin tómendegi tártipte soǒıp kóriń.



1



2




3




4


? Oylap kóriń jáne qanday qar bóleklerin soǒiw múmkin?



5



6



7



8



9



10



Jeke jumis úlgileri.



1



2



3



4

## REŃLI QAĞAZDAN ARSHA SOĖIW



1



2



3



4



Qáwipsizlik qaġıydaların saqlań.



5



6



Qaғaz bóleklerin tártip penen jelimleń.



7



8



9



10



11



12



13




Arshağa sáykes oyınshıqlar soǵıń.



## 2-baqlaw jumısı

Reńli qaǵazlardan kólemli arsha oyınshıǵın tayarlań



3



4



5




6

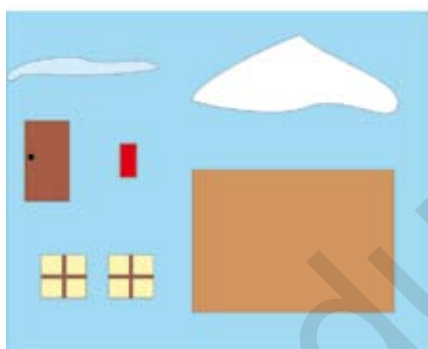
# QÍS KÓRINISIN APPLIKACIYA USÍLÍDA SOǴIW



1




2



3



4



5



6



Hár bir formanı kórinisin jaratıń.

durıs jaylastırıp, qıs



7



8



Qis kórinisinen úlgiler soǵıp kóriń. «Óz-  
bekstanda qis» temasın óz betinshe ap-  
plikaciya usılında islewge háreket etiń.



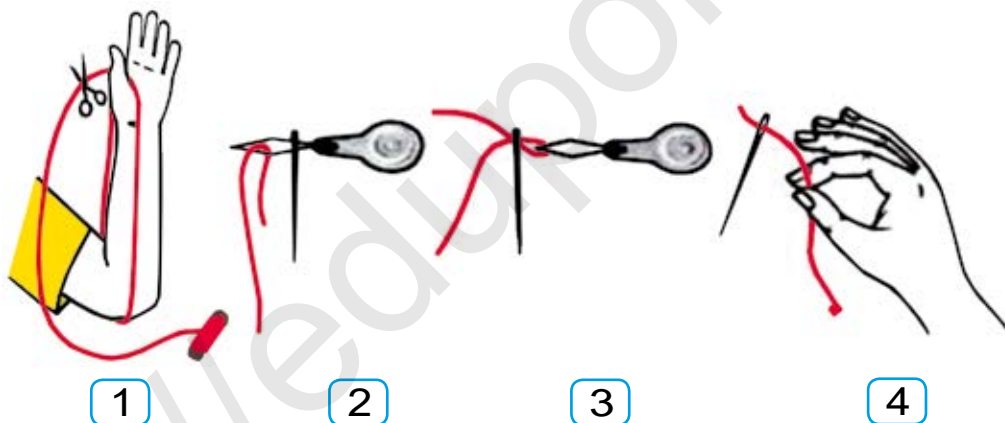
## DÚZIW TIGIS TIGIW



Dúziw tigiş tigiw ushın tómendegi qağıydalarǵa ámel qılıń.

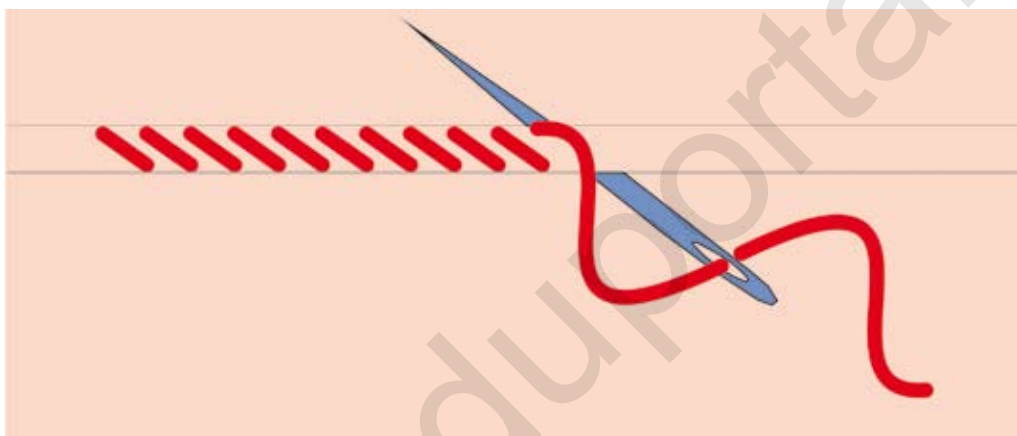
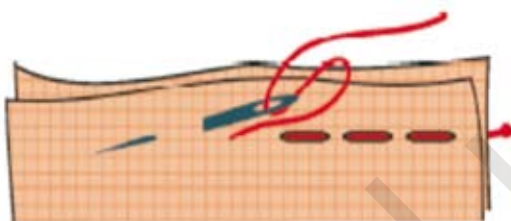
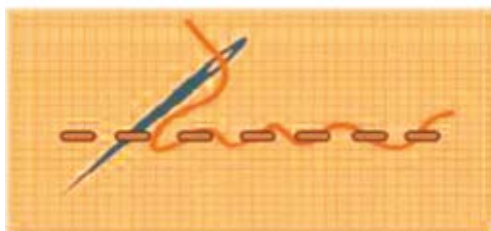
Iyneden paydalanıw qağıydaları:

1. Iyneden paydalanıp bolǵannan keyin, arnawlı iyne shanshıǵışqa sanship qoyıń.
2. Iyneni hesh qashan awzırızǵa salmań.
3. Tigiw jumısınan aldın hám keyin iynelerdi sanap kóriń, jetispegen iynelerdi álbette tabıń jáne arnawlı ıdısqa salıp qoyıń.

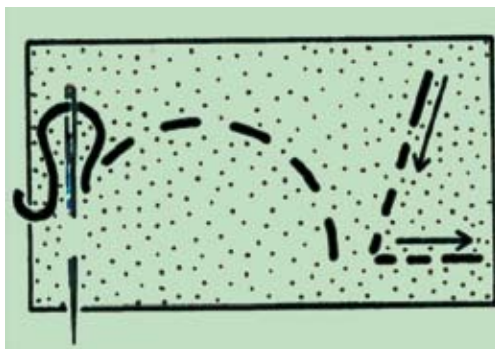
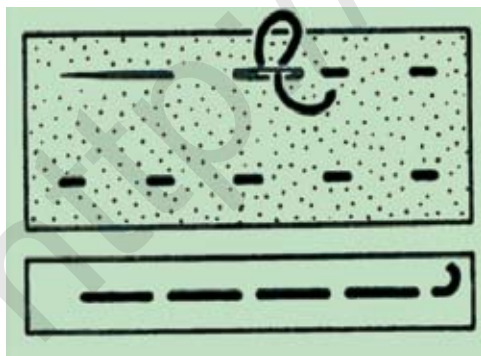


4. Kerekli uzınlıqtaǵı jipti ólshep, onı qıyıp alıń (1-súwret).
5. Iynege jip ótkizip, túyin payda etiwdi umıtpań (2-3-4-súwretler).

Tigis túrleri menen tanısıń.



Tigis túrlerin tigiwdi úyreniń.





Jeke jumıs úlgileri.



1



2



Kartonnan tayarlanğan úlgi tiykarında gezleme bóleklerinen qálewimizdegi ólshem (sheńber) formasın qıyıp alıń.



3



4



Qıyındılarğa beriń.

dúziw tigi penen islew



5



6



7





Bezewishi tigislerden paydalanıń.



Jeke jumıs úlgileri.


Dúziw tigistiń járdeminde shaynek tutqısh tigiń.







6



7



8



9



Qaysi uslaqishtan paydalanıw qolaylı boladı?




10




Shayneq tutqısh formasın ózgeriwimiz múmkin. Olardı tayarlap kóriń.

## IYNE QADAĞIŞH TIGIW



1



2

! Iyne ushın arnawlı shanshıǵıshlardı ti-giw tártibi menen tanıń. Ámeliy jumısta dóretiwshilik penen ózińiz (iyne ushın qadaǵısh) tayarlań.



3



4



5




6



lyne menen islegende qáwipsizlik qa-  
ǵydarın saqlawdı umıtpań.



7

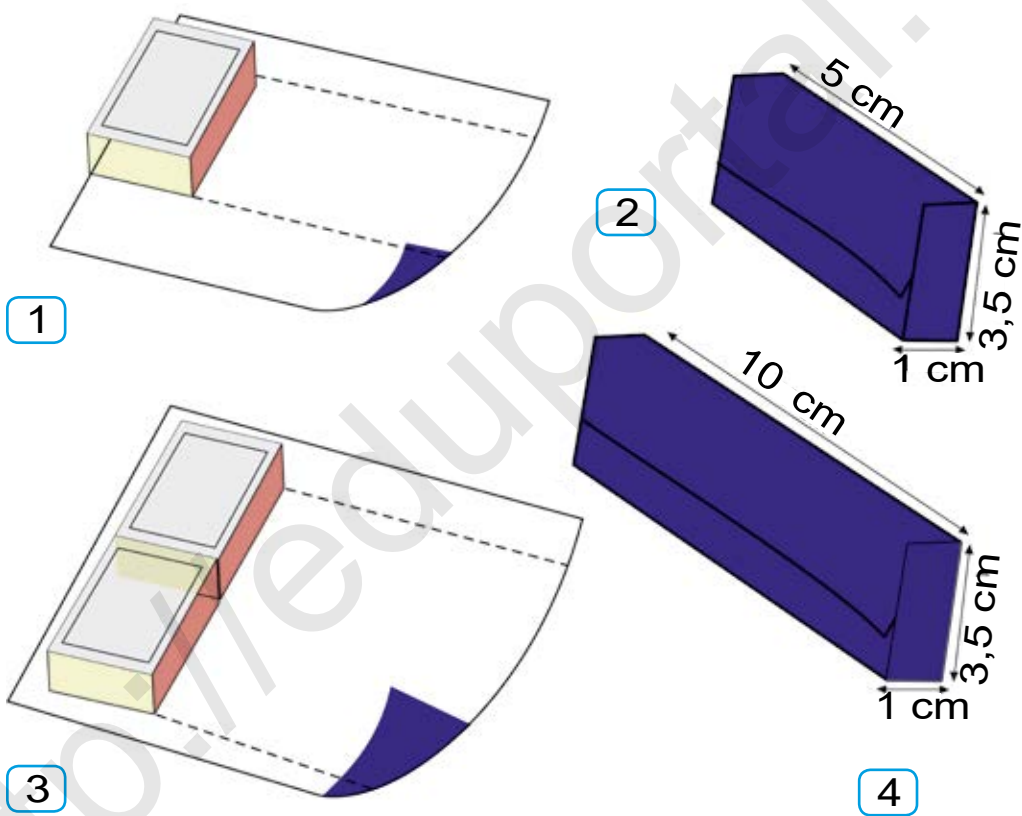


8

## TÚRLI GEOMETRIYALÍQ FIGURALARDAN QOZGÁLÍWSHÍ MODELLER QURÍW HÁM SOǴÍW




Kishi kólemdegi bos qutishalardan qozǵalıwshı mashina modelin soǵıp kóriń.



Qozǵalıwshı mashina model bóleklerin dúris ólshep alıń.



Mashina dóńgeleklerin soǵıw ushın plast-massa qaqpaqlardan paydalanıń.



5



6



7




Aydawshı erte azannan baslap kún batqanğa shekem adamlardıń mánziline qáwipsiz jetip alıwı ushın xızmet etedi. Aydawshı kásibi barqulla ziyreklik, qıraǵılıqtı talap etedi.

# BÁHÁRGI GÜLLER KOMPOZICIYASÍN TAYARLAW



1



2



Báhár kóriń!

gúllerin reńli qaǵazlardan soǵıp



3



4



5

## QAĞAZDÍ BÚKLEW HÁM QÍRQÍW USÍLÍNDÁ GÚL FORMALARIN SOǴÍW



Túrli qağazlardan  
ziciyasın tayarlaw  
orınlań.

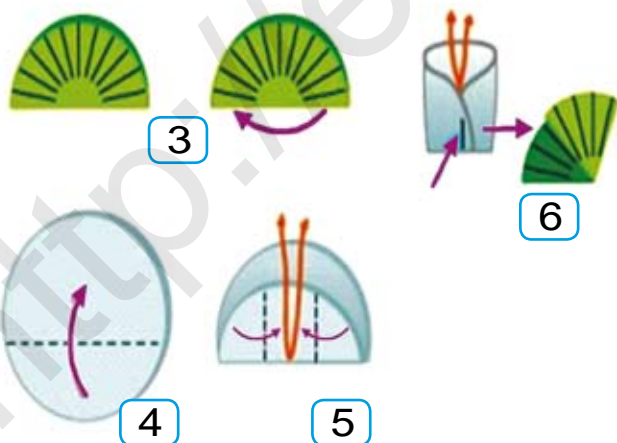
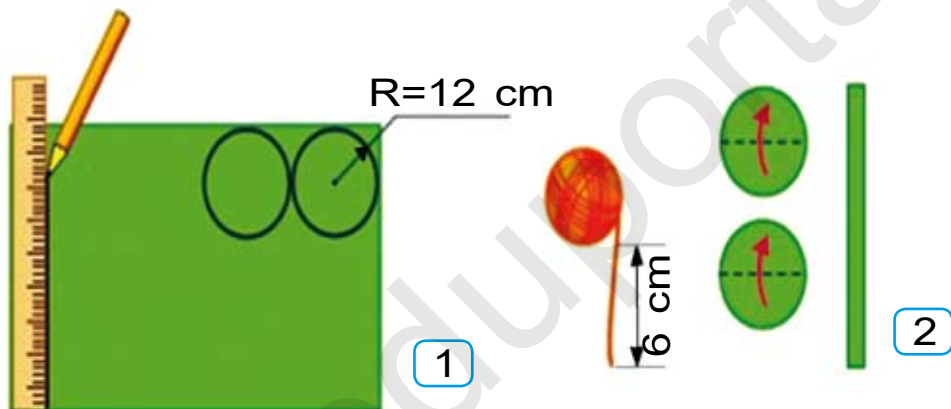
báhárgi gúller kompo-  
basqışların izbe-izlikte







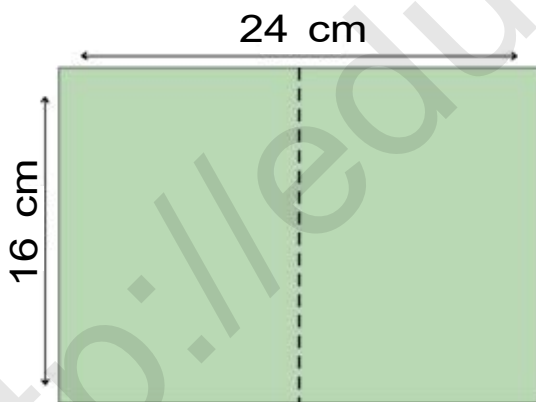
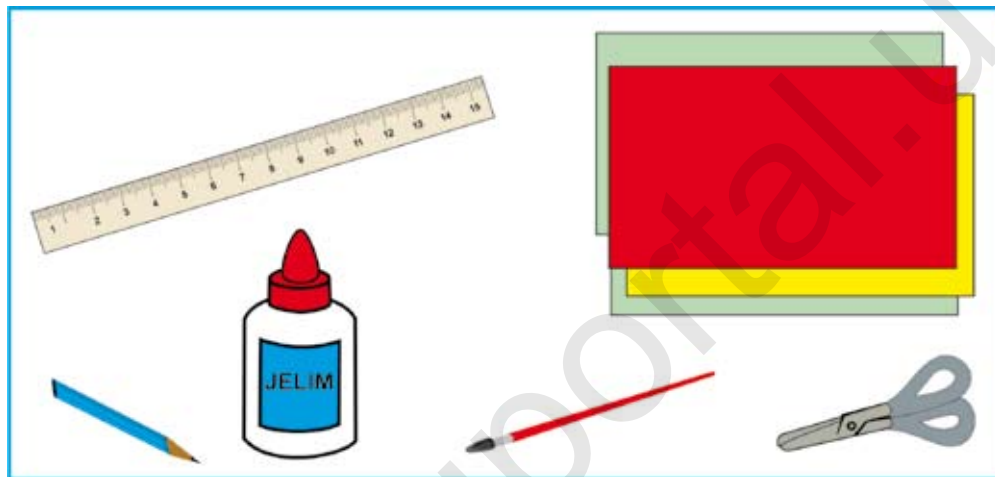
Jeke jumis úlgileri.



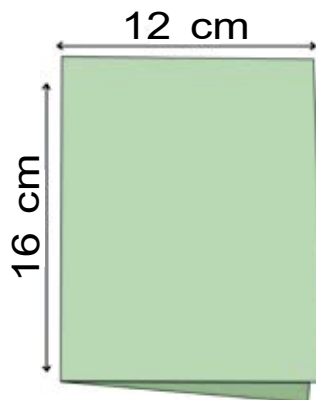
# BAYRAMǴA QUTLIQLAW QAǴAZÍN SOǴIW



Kerekli jumıs quralların tayarlap alıń.



1



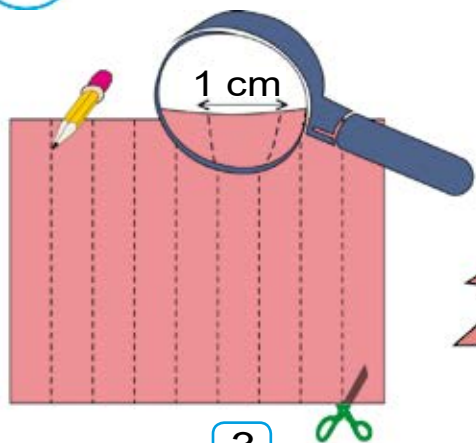
2



Qutlıqlaw qaǴazın soǴıw ushın ólshemlerdi durıs belgilep alıń.



Ólshemi hám reñin duris tañlañ.



3



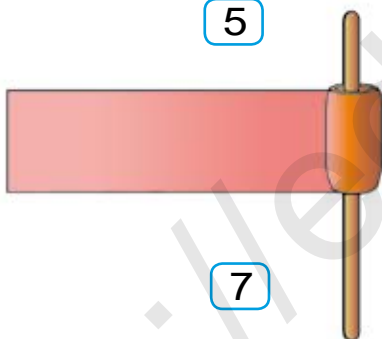
4



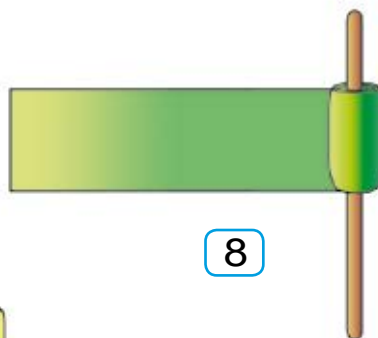
5



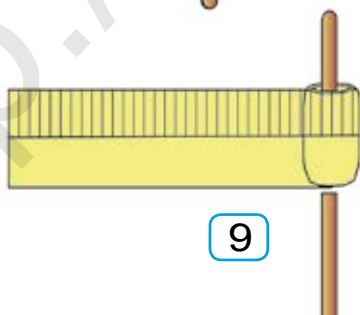
6



7



8



9



10



11



12



13



14



15



Kvilińg usılında gúller tayarlawda arnawlı qıyılǵan qaǵazdan paydalanıń.



16



17



18



19



20



Anajanim, qutli bolsin,  
Gózzal báhár bayramińiz.  
Qushađıńız gúlge tolsin,  
Shadlıqlarđa hár demińiz.

*Allabergen Polat*



### 3-baqlaw jumısı

Applikaciya usılında gúldáste  
kompoziciyasın soǵıw



1



2



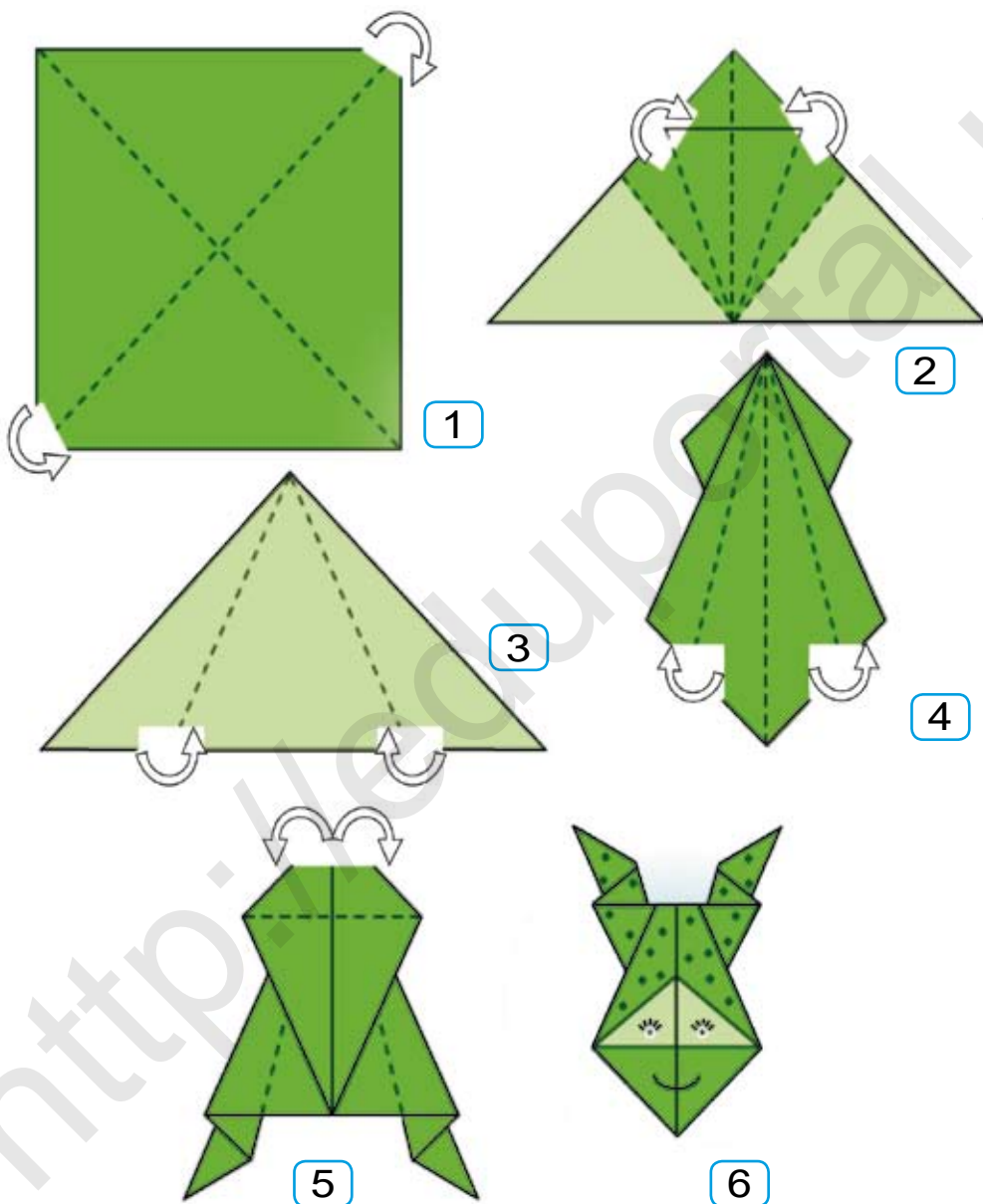
3




4



Óz betinshe soǵıp kóriń.



# NAWRÍZ BAYRAMÍ USHÍN BEZEWSHI ZATLAR TAYARLAW



1



2



3



4



5



6






Jeke jumıs úlgileri.



1



2



3




4



Túrli qaǵazlardan bayram ushın qanday bezewshi zatlar tayarlaw múmkin?

# «GÚL SALATUĞÍN GÚZEDEGI GÚLLER» KOMPOZICIYASÍN SOĞIW



1

2



3



4



Tuqımlardı tártip penen jaylastırıń.



5



6



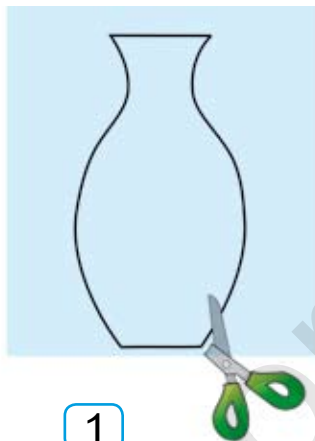
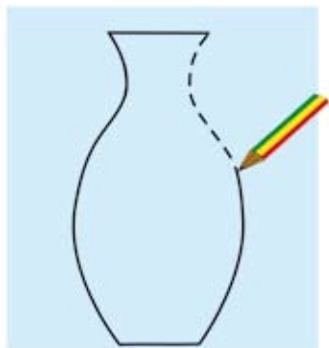


Túrli materiallardan gúllerdiń formasın so-  
ǵıp, ózińizdiń qanday dóretiwshi ekenińizdi  
sinap kóriń!





Óz betinshe orınlanatuǵın jumıslar.



1



2



Gúl salatuǵın gúze ushın úlgi tayarlań hám onı gúlli yamasa reńli karton qaǵazǵa jaylastırıp qırqıp alıń.



3



Gúl salatuǵın gúzeniń bóleklerin biriktirip tigiwde tigris túrlerinen paydalanıń.



4

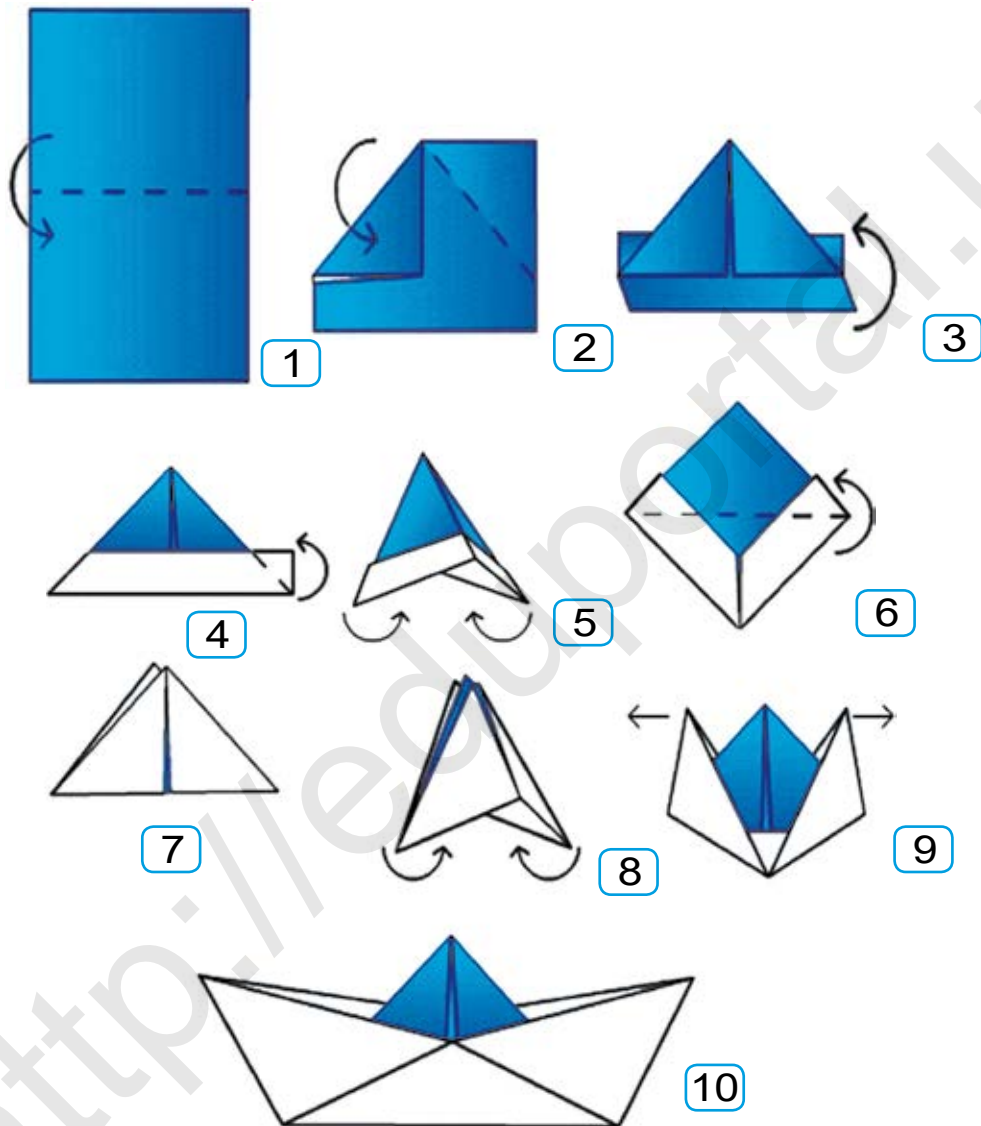


5

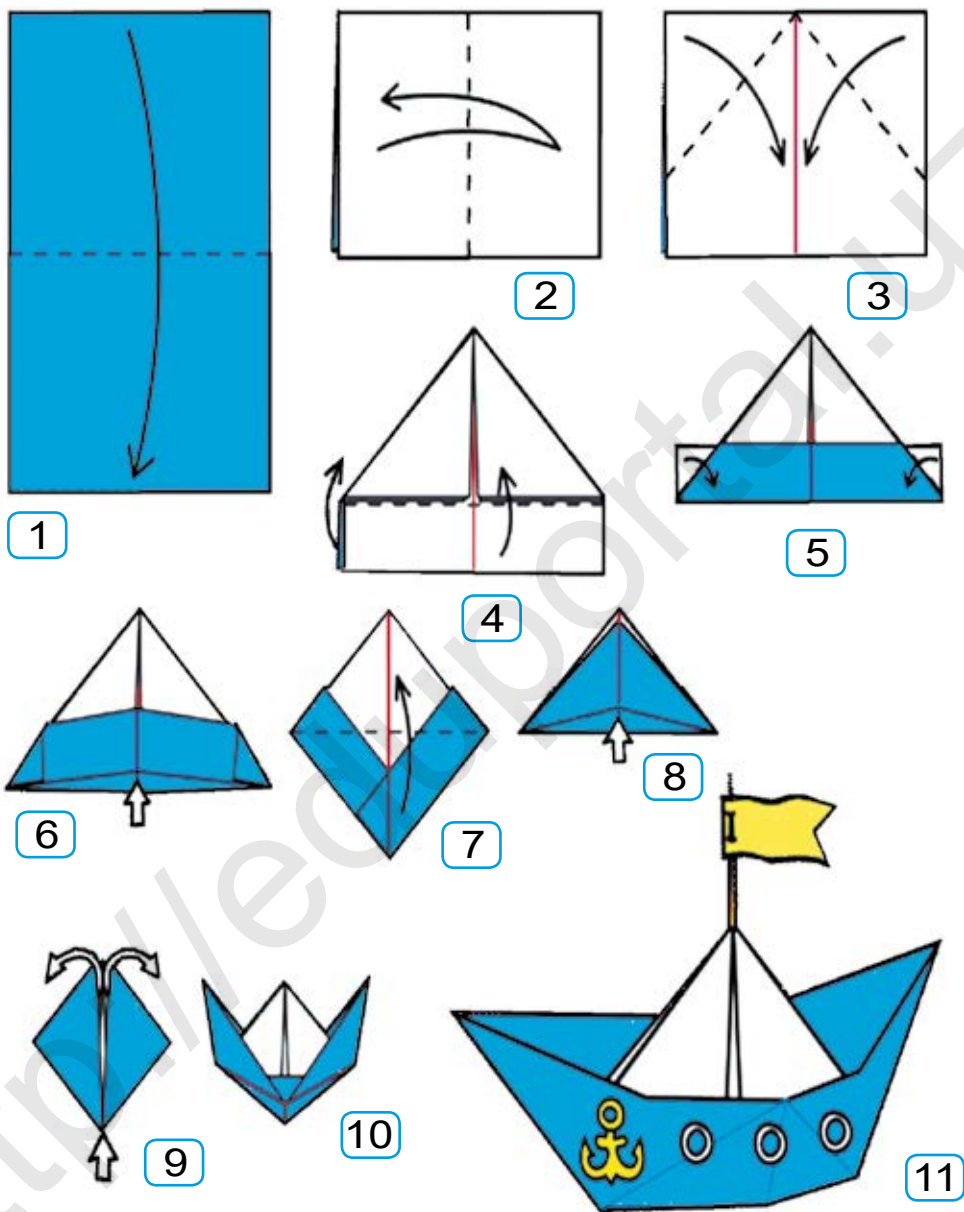


6

## JÚZIWSHI MODELLER MAKETIN QURÍW HÁM SOǒÍW



Júziwshi modellerdi soǒıwda qosımsha dereklerden paydalanıń.




Tayar qayıqshaniń suwda júziwin álbette baqlap kóriń.




## POROLON HÁM JIPTEN JUMSAQ OYÍNSHÍQLAR TAYARLAW




Porolon bóleginen tuwrı tórtmúyeshlik formasın tayarlań. Oǵan balıq formasınıń bóleklerin sızıń hám qırqıp alıń.



1



2




3




Balıqlardıń bóleklerin izbe-izlikte jaylastırıp shıǵıń.



Óz betinshe orinlanatugin jumislar.





1



2



3



4



Óz betinshe basqa janıwarlardı da soǵıp kóriń.



5

## JIPTEN OYINSHIQLAR SOĞIW




! Jipten hár túrli oyınshıqlar soğıp kóriń.




## QAĞAZDÍ QÍRQÍW HÁM BÚKLEW USÍLÍDA GÚLLERDÍŃ KÓRINISIN SOǒÍW



Kólemli gúl kórinisin soǒıwdı basqıshpa-basqısh orınlań.



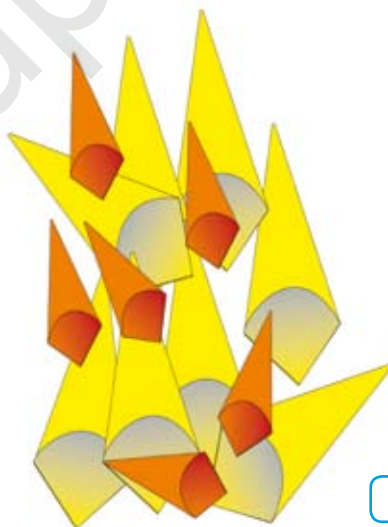
1



2



3




4



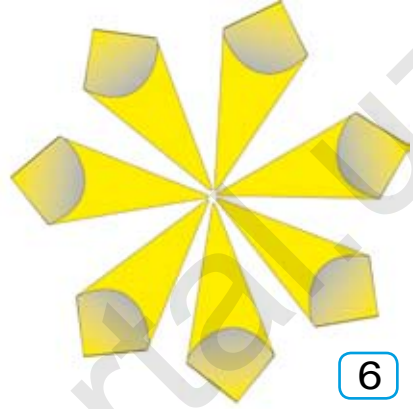
Qayshıdan durıs paydalanıw qaǵıydaların saqlań.



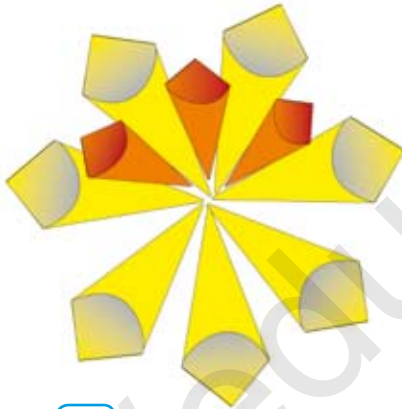
Jumisti izbe-izlikte orinlań.



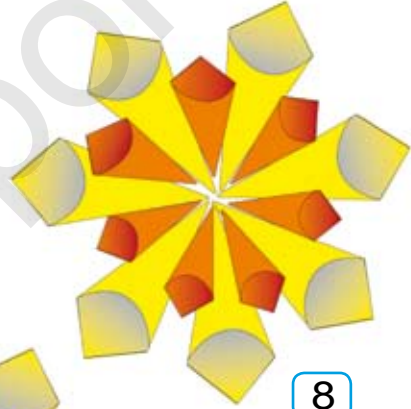
5



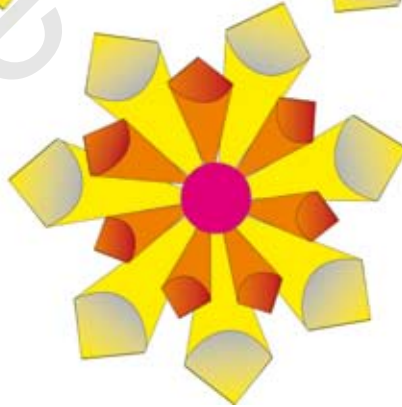
6




7



8



9



10



11



12



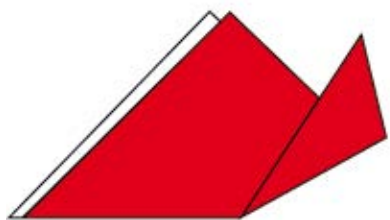
13



Gúl jetistirwshi kásip iyeleri haqqında maǵlıwmat toplań hám klaslaslarıńız benen oylasıń.




Jeke jumıs úlgileri.




1



2



3



4



Lala gúlin túrli materiallardan óz betinshe soǵıp kóriń.



## 4-baqlaw jumısı

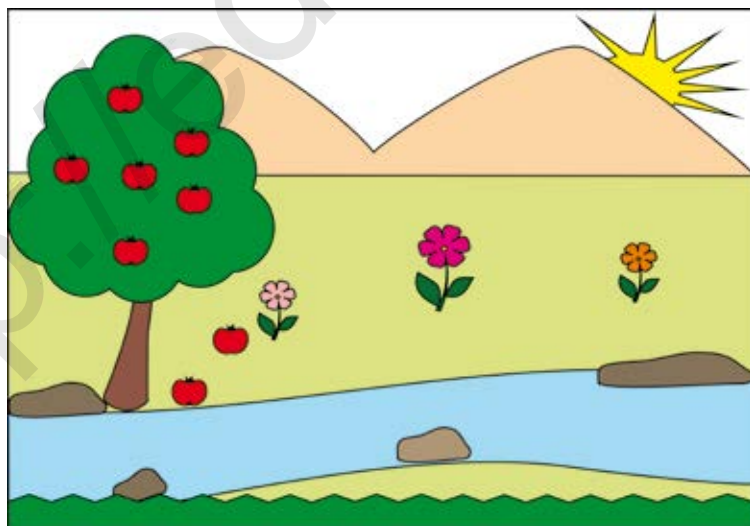
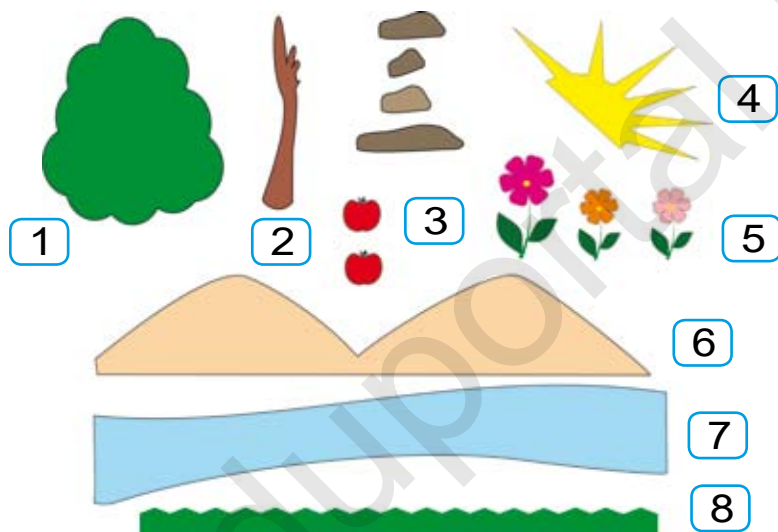
Túrli qaǵazlardan kompoziciya soǵıw



## JAZ APPLIKACIYASÍN SOĞIW



Qağazdan «Jaz» temasin applikaciya usılında tayarlañ.






Jeke jumis úlgileri.





Jeke jumıs úlgileri.



## MAZMUNÍ

<b>Kirisiw</b> .....	3
Texnologiya sabaǵında orınlanatuǵın jumıstın úlgileri .....	4
«Gúz» kórinisin applikaciya usılında qurıw hám soǵıw .....	5
Gúbelek formasın qurıw hám soǵıw .....	7
Qozǵalıwshı oyınshıqlar soǵıw .....	10
Shiyden applikaciya usılında haywanlar, gúller, janıwarlar formasın soǵıw .....	14
«Ertek qaharmanlar»ın applikaciya usılında soǵıw .....	17
Pape-mashe usılında kese tayarlaw hám bezew .....	21
Sawǵa ushın suvenir soǵıw .....	24
Túrli qaǵazlardan girlyandlar hám qar bóleklerin soǵıw .....	27
Reńli qaǵazdan arsha soǵıw .....	30
Qıs kórinisin applikaciya usılında soǵıw .....	34
Dúziw tıgıs tıgıs .....	36
lyne shanshıǵısh tıgıs .....	42
Túrli geometriyalıq figuralardan qozǵalıwshı modeller qurıw hám soǵıw .....	44
Báhárgi gúller kompoziciyasın tayarlaw .....	47
Qaǵazdı búklew hám qırqıw usılında gúl formaların soǵıw .....	48
Bayramǵa qutlıqlaw qaǵazın soǵıw .....	50
Nawrız bayramı ushın bezewshi zatlar tayarlaw .....	56

«Gúl salatuǵın gúzedegi gúller» kompoziciyasın soǵıw .....	58
Júziwshi modeller maketin qurıw hám soǵıw .....	63
Porolon hám jipten jumsaq oyınshıqlar tayarlaw .....	65
Jipten oyınshıqlar soǵıw .....	68
Qaǵazdı qırqıw hám búklew usılında gúllerdiń kórinisin soǵıw .....	69
Jaz aplikaciyasın soǵıw .....	74

*O'quv nashri*

Xamrakul SANAKULOV,  
Dilrabo XODIYEVA, Aziza SANAKULOVA

## **TEXNOLOGIYA**

**Umumiy o'rta ta'lim maktablarining  
3-sinfi uchun darslik**

*(Qoraqalpoq tilida)*

«Sharq» nashriyot-matbaa  
aksiyadorlik kompaniyasi  
Bosh tahririyati  
Toshkent – 2019

Awdarmashi *Dilarom Tajetdinova*  
Redaktor *Dilbar Xalmuratova*  
Kórkemlik redaktor *Tolib Qanoatov*  
Texnikaliq redaktor *Rasul Nafasov*  
Korrektor *Gulayim Abdukarimova*  
Betlewshi *Mastura Atxamova*

**Baspa licenziyasi AI № 201, 28.08.2011-j.**

Basıwǵa ruxsat etildi 07.06.2019. Formatı 60x90<sup>1</sup>/<sub>16</sub>. «Arial» garniturası. Kegli 14 shponlı.  
Ofset baspa. Shártli baspa tabaǵı 5,0. Baspaxana-esap tabaǵı 6,24. Adadı 12246 nusxa.  
Buyırtpa № 446.

**«Sharq» baspa-poligrafiya akcionerlik kompaniyası**  
baspaxanası, 100000, Tashkent qalası,  
«Buyuk Turan» kóshesi, 41.

## Ijarağa berilgen sabaqlıq jaǵdayın kórsetiwshi keste

T/s	Oqıwshınıń familiyası, atı, ákesiniń atı	Oqıw jılı	Sabaqlıqtıń alınındaǵı jaǵdayı	Klass basshısınıń qolı	Sabaqlıqtıń tapsırılǵandaǵı jaǵdayı'	Klass basshısınıń qolı
1						
2						
3						
4						
5						
6						

**Sabaqlıq ijarağa berilgende hám oqıw jılınıń aqırında qaytarıp alınında joqarıdaǵı keste klass basshısı tárepinen tómendegi bahalaw ólshemlerine tiykarlanıp toltırıladı:**

<b>Taza</b>	Sabaqlıqtı birinshi ret paydalanıwǵa berilgendeǵı jaǵdayı.
<b>Jaqsı</b>	Muqaba pútin, sabaqlıqtıń tiykarǵı bóliminen ajıralmaǵan. Barlıq betleri bar, jırılmaǵan, óshpegen, betlerinde jazıw hám sızıqlar joq.
<b>Qanaatlandırarlı</b>	Muqaba jelingen, biraz sızılıp, shetleri qayırılǵan, sabaqlıqtıń tiykarǵı bóliminen alınıp qalıw jaǵdayı bar, paydalanıwshı tárepinen qanaatlanarlı qalıpine keltirilgen. Alınǵan betler qayta islengen, ayırım betleri sızılǵan.
<b>Qanaatlandırarsız</b>	Muqabaǵa sızılǵan, jırılǵan, tiykarǵı bóliminen ajıralǵan yamasa pútinley joq, qanaatlandırarsız islengen. Betleri jırılǵan, betleri tolıq emes, sızıp, boyap taslanǵan, sabaqlıqtı tiklep bolmaydı.



*O'quv nashri*

Xamrakul SANAKULOV,  
Dilrabo XODIYEVA, Aziza SANAKULOVA

## **TEXNOLOGIYA**

**Umumiy o'rta ta'lim maktablarining  
3-sinfi uchun darslik**

*(Qoraqalpoq tilida)*

«Sharq» nashriyot-matbaa  
aksiyadorlik kompaniyasi  
Bosh tahririyati  
Toshkent – 2019

Awdarmashi *Dilarom Tajetdinova*  
Redaktor *Dilbar Xalmuratova*  
Kórkemlik redaktor *Tolib Qanoatov*  
Texnikaliq redaktor *Rasul Nafasov*  
Korrektor *Gulayim Abdukarimova*  
Betlewshi *Mastura Atxamova*

**Baspa licenziyasi AI № 201, 28.08.2011-j.**

Basiwga ruxsat etildi 07.06.2019. Formatı 60x90  $\frac{1}{16}$ . «Arial» garniturası. Kegli 14 shponli. Ofset baspa. Shártli baspa tabađı 5,0. Baspaxana-esap tabađı 6,24. Adadı 1498 nusxa. Buyırtpa № 446-A.

**«Sharq» baspa-poligrafiya akcionerlik kompaniyası  
baspaxanası, 100000, Tashkent qalası,  
«Buyuk Turan» kóshesi, 41.**