

С. ХАН, Л. ДЖУРАЕВ, М. ОГАЙ

# Kids' English 4

*Рекомендовано Министерством народного образования  
Республики Узбекистан в качестве рабочей тетради  
для учащихся 4 класса школ общего  
среднего образования*

*Издание третье*



ТАШКЕНТ  
«УЗБЕКИСТАН»  
2019

УДК 811.111(075)  
ББК 81.2Англ  
К 40

Авторы приносят искреннюю благодарность за бескорыстную помощь и ценные советы директору Британского Совета и специалистам Республиканского учебного центра в создании учебно-методического комплекса Kids' English 4.

Отдельную благодарность за участие в проведении апробации учебно-методического комплекса авторы выражают всем учителям и учащимся школ нашей республики, тренерам, проводившим тренинг с учителями 1–4 классов по работе с данным учебным комплексом, а также академическому директору Института преподавания языков Норвидж в Великобритании Роду Болайто, представителю IATEFL Лесу Киркхему, международным консультантам по обучению английскому языку Уэнди Арнольд, Бёрну Брюэртону, Ди Бротон и другим рецензентам.

Данный учебно-методический комплекс создан при содействии Республиканского научно-практического центра по развитию инновационных методик обучения иностранным языкам при Узбекском государственном университете мировых языков.

*Научный консультант:*

**М.Т. Ирискулов,**

*профессор, начальник отдела Республиканского  
научно-практического центра по развитию инновационных мето-  
дик обучения иностранным языкам при  
Узбекском государственном университете мировых языков*

**Издано на средства Республиканского целевого  
книжного фонда.**

ISBN 978-9943-28-759-4

© С.Хан и др., 2016, 2017, 2019  
© ИПТД «УЗБЕКИСТАН», 2016, 2017, 2019

My name \_\_\_\_\_

\_\_\_\_\_

My class \_\_\_\_\_

My school \_\_\_\_\_



My picture

## Unit 1 We learn English.

### Lesson 1 I can speak English.


**2b** Draw and complete.

I love \_\_\_\_\_.

I can \_\_\_\_\_.

I am \_\_\_\_\_.

I am good at \_\_\_\_\_.



**4** Complete the sentences.

Anvar is good at \_\_\_\_\_.

Shahzoda is good at \_\_\_\_\_.

They are good at \_\_\_\_\_.



### Homework

**Complete the sentences.**

Закончите предложения.

My dad is good at \_\_\_\_\_.

My mum is good at \_\_\_\_\_.

My aunt is good at \_\_\_\_\_.

My uncle is good at \_\_\_\_\_.

## Unit 1 We learn English.

### Lesson 2 She speaks English, French ...

#### 2b Complete the sentences.

Uzbek, Turkmen, French, German, English, Russian

I speak \_\_\_\_\_.

My friend speaks \_\_\_\_\_.

#### 2c Match, read and colour.

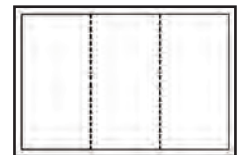
The flag of England is red and white. →



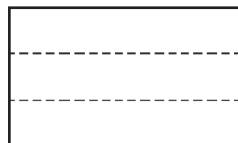
The flag of Uzbekistan is blue, white, green and red. →



The flag of France is blue, white and red. →



The flag of Germany is black, red and yellow. →



The flag of Turkmenistan is green. →



#### Homework

1 Write about your family. Напишите о своей семье.  
e.g My dad speaks Uzbek and Russian.

\_\_\_\_\_  
\_\_\_\_\_

2 Complete the words. Допишите слова.

Uzbe\_\_\_\_\_n, \_\_\_land, \_\_\_\_any, \_\_\_\_\_tan

## Unit 1 We learn English.

### Lesson 3 What do you do after school?

#### 2 Look, read and complete.

- \_\_\_\_\_ pupils do homework after school.
- \_\_\_\_\_ pupils read books after school.
- \_\_\_\_\_ pupils watch TV after school.
- \_\_\_\_\_ pupils play football after school.
- \_\_\_\_\_ pupils play computer games after school.
- \_\_\_\_\_ pupils have music lessons after school.

#### 3a Play "What do you do after school?"

		Name
1		
2		
3		
4		
5		
6		



### Homework

**Complete the sentences.**

Закончите предложения.

#### How I do my homework

- I usually do my homework \_\_\_\_\_.
- I usually do my homework after \_\_\_\_\_.
- I sometimes do my homework after \_\_\_\_\_.
- I do my homework in the \_\_\_\_\_.
- I do my homework with \_\_\_\_\_.

in the evening  
in the afternoon  
school/dinner  
my sister/brother  
bedroom/kitchen  
living room  
garden

## Unit 1 We learn English.

### Lesson 4 Project

#### 2a Complete your story.

Draw your  
portrait.

My name is \_\_\_\_\_.

My family name is \_\_\_\_\_.

I live in \_\_\_\_\_.

I can speak \_\_\_\_\_.

My favourite song is \_\_\_\_\_.

My favourite month is \_\_\_\_\_.

My favourite day is \_\_\_\_\_.

My favourite animal is \_\_\_\_\_.

My favourite colour is \_\_\_\_\_.

I am good at \_\_\_\_\_.

My hobby is \_\_\_\_\_.

Draw your favourite  
tree.

Draw your favourite  
flower.

## Unit 2 My day

### Lesson 1 I get up at 6 o'clock.

#### 3b Look, read and match.

- 1) It's two oh five.
- 2) It's three fifteen.
- 3) It's eight thirty.
- 4) It's five twenty.
- 5) It's ten fifty.
- 6) It's seven o'clock.
- 7) It's nine forty-five.



#### Homework

#### 1 Look and write the time.

Посмотрите на часы и напишите время.

---

---

---



---

---

#### 2 Write the questions. Напишите вопросы.

I get up at 6 o'clock. When do you get up?

I get dressed at 6.30. \_\_\_\_\_

I do morning exercises at 6.45. \_\_\_\_\_

I brush my teeth at 7.00. \_\_\_\_\_

I comb my hair at 7.05. \_\_\_\_\_

I have breakfast at 7.15. \_\_\_\_\_

## Unit 2 My day

### Lesson 2 My school day

#### 2 Listen, read and tick.

- |                     |                  |
|---------------------|------------------|
| 1) It's 3.05. ____  | It's 3.15. ____  |
| 2) It's 4.25. ____  | It's 4.35. ____  |
| 3) It's 5.15. ____  | It's 5.50. ____  |
| 4) It's 6.35. ____  | It's 6.45. ____  |
| 5) It's 9.30. ____  | It's 9.40. ____  |
| 6) It's 10.35. ____ | It's 10.55. ____ |
| 7) It's 8.05. ____  | It's 8.45. ____  |
| 8) It's 11.25. ____ | It's 8.45. ____  |

#### 3a Read and find the words. Match.

stay at school	после
after	ложиться спать
before	остаться в школе
then	перед
have dinner	потом, затем
go to bed	ужинать, поужинать

#### 3b Read and underline the true answer.

- 1) Becky does her homework at home/in the library.
- 2) She has dinner at home/at the school canteen.
- 3) She goes to the library after/before lunch.

#### 4 Complete the sentences about you.

 Посмотрите на стр. 10.

## Unit 2 My day

### Lesson 2 My school day

**4**  **Complete the sentences about you.**

After lunch I \_\_\_\_\_

\_\_\_\_\_.

In the evening I \_\_\_\_\_

\_\_\_\_\_.



### Homework

**1** **Complete the sentences.**

Закончите предложения.

1) I go to school in the \_\_\_\_\_.

2) I go to school by \_\_\_\_\_.

3) We usually have \_\_\_\_\_

\_\_\_\_\_.

4) I have lunch at \_\_\_\_\_.

5) After school I \_\_\_\_\_

\_\_\_\_\_.

**2** **Write two questions to your friend.**

Напишите два вопроса для друга.

**e.g** Do you go to school on foot? \_\_\_\_\_

\_\_\_\_\_

\_\_\_\_\_

\_\_\_\_\_

\_\_\_\_\_

## Unit 2 My day

### Lesson 3 On Sunday ...

#### 3 Read and match.

make my	teeth	come	homework
brush my	school	watch	cartoons
go to	games	do my	home
play	bed		

#### 5 Complete the sentences about your Sunday. e.g. On Sunday I never go to school.

never, usually, always, often

On Sunday I \_\_\_\_\_ get up late. I \_\_\_\_\_  
watch TV. I \_\_\_\_\_ read books. I \_\_\_\_\_  
play games.



#### Homework

**Complete the table about your Sunday.** Заполните таблицу о том, как вы провели свое воскресенье.

Time:	Name:
	Activity
e.g. 9.30	get up

## Unit 2 My day

### Lesson 4 Project



#### Homework

1

**Write sentences using “don’t”.**

Напишите предложения, используя слово «don’t».

**e.g.** I have breakfast at 7 o'clock on Sunday.  
I don't have breakfast at 7 o'clock on Sunday.

1 I have breakfast at 7.30 on Sunday.

2 I watch cartoons in the morning.

3 I play computer games in the evening.

4 I eat ice-cream after lunch.

5 I drink Cola before dinner.

2

**Revise Units 1–2 and get ready for the revision.**

Повторите Unit 1 и 2 и подготовьтесь к уроку повторения.


## Progress check 1

### 1 Listen and underline correct words.

- 1) Alex is from Germany / France.
- 2) Alex speaks German / French / English.
- 3) He gets up at 6.30 / 7.15.
- 4) Ann speaks English / French / German.
- 5) Ann likes cats / dogs.
- 6) She goes to school at 6.45 / 7.30.

### 2 Look, read and match.

- 1) It's twelve fifteen. ☒
- 2) It's five twenty-five. ☐
- 3) It's seven twenty. ☐
- 4) It's eight forty-five. ☐
- 5) It's ten oh five. ☐
- 6) It's eleven fifty. ☐



### 3 Read the sentences. Write the questions.

- 1) I go to school in the morning.

When do you go to school?

- 2) I have lunch at 2 o'clock.

When

- 3) I come home at 1.30.

When

- 4) I read books in the afternoon.

When

## Progress check 1

### 4 Answer the questions.

1) When do you get up?

I get up \_\_\_\_\_

2) When do you do your homework?

I do my homework \_\_\_\_\_

3) When do you have dinner?

I have dinner \_\_\_\_\_

4) When do you go to bed?

I go to bed \_\_\_\_\_

### 5 Read. Complete the sentences about you.



I'm from Germany. I speak German and French.



I'm from England. I speak English, French and German.

1) I'm from \_\_\_\_\_

2) I speak \_\_\_\_\_

## Unit 3 I help my parents.

### Lesson 1 Do you help your mum?



#### Homework

#### 1 Find and write the translation.

Найдите перевод и напишите.

подметать пол \_\_\_\_\_  
помыть посуду \_\_\_\_\_  
убрать комнату \_\_\_\_\_  
накрыть на стол \_\_\_\_\_  
кормить животных \_\_\_\_\_  
протереть пол шваброй \_\_\_\_\_  
вынести мусор \_\_\_\_\_

lay the table,  
go shopping, clean the room,  
take the rubbish out, feed the animals,  
wash the dishes, sweep the floor,  
mop the floor

#### 2 Do the quiz “Do you help your mum?”

Проведите викторину «Вы помогаете родителям?»

Do you ...	always	often	sometimes	never
1) water the plants?		e.g. ✓		
2) lay the table?				
3) make your bed?				

➡ Продолжение таблицы на стр. 16.

## Unit 3 I help my parents.

Do you ...	always	often	sometimes	never
4) clean your room?				
5) go shopping?				
6) mop the floor?				
7) take the rubbish out?				
8) wash the dishes?				
9) feed the animals?				
10) sweep the floor?				

## Lesson 2 We cooked palov yesterday.

### 2a Look, listen and tick.

	Mon	Tue	Wed	Thu	Fri	Sat	Sun
clean our room							
sweep the floor							
mop the floor							
take the rubbish out							
wash the dishes							



## Homework

**Write how you helped your mother/father yesterday.**

Напишите о том, как вы вчера помогали родителям.

**e.g.** Yesterday I watered the flowers.

water, clean,  
mop, wash,  
cook

## Unit 3 I help my parents.

### Lesson 3 Did you clean your desk?

#### 3 Write the questions.

1 I mopped the floor in my room.

e.g. Did you mop the floor in your room?

2 We cleaned the garden.

Did \_\_\_\_\_?

3 They played football.

\_\_\_\_\_?



#### Homework

#### 1 Look at the table. Write the sentences.

Посмотрите на таблицу. Напишите предложения.

	Mon	Tue	Wed	Thu	Fri	Sat	Sun
1) clean the room		✓		✓			✓
2) water the plants	✓		✓		✓		
3) mop the floor		✓		✓			✓

1) Sardor cleaned the room on Tuesday, Thursday  
and \_\_\_\_\_

2) He \_\_\_\_\_

3) \_\_\_\_\_



Продолжение домашнего задания на стр. 18.

## Unit 3 I help my parents.

### Lesson 3 Did you clean your desk?

#### 2 Write four sentences about you.

Напишите 4 предложения о себе.

**e.g.** I cleaned my room on Monday, Wednesday and Friday.

---

---

---

---

---

---

### Lesson 4 Project



#### Homework

**Do the crossword.** Решите кроссворд.

- 1 He \_\_\_\_\_ the window in the room.
- 2 My sister \_\_\_\_\_ the dishes.
- 3 They \_\_\_\_\_ basketball in the gym.
- 4 I \_\_\_\_\_ the plants in the garden.
- 5 We \_\_\_\_\_ the garden on Sunday.
- 6 My granny \_\_\_\_\_ TV in the living room.

	1	o	p	e	n	e	d
	2					e	d
	3					e	d
4						e	d
5						e	d
6						e	d

## Unit 4 Professions

### Lesson 1 My grandad was a fireman.

#### 4 Look, read and underline.

This is my grandad Mahmud ota. He is 85 years old. My grandad is very strong. He **was** a fireman.

My granny is 70 years old. She speaks Uzbek, Russian, Turkmen and English. She **was** an English teacher. My grandad was a maths teacher. They **were** very good teachers.

**e.g.** My granny is very kind. She's 68 years old. She was/were a nurse.

My grandad is very strong. He's 73 years old. He was/were a police officer. I love my grandad and granny. They are very kind. They was/were doctors.



### Homework

#### 1 Write the words. Составьте слова.

ocok **e.g.** cook

cdorto \_\_\_\_\_ earfmr \_\_\_\_\_

itlpo \_\_\_\_\_ eratche \_\_\_\_\_

sneur \_\_\_\_\_ nfiarem \_\_\_\_\_

vedirr \_\_\_\_\_

#### 2 Complete the sentences. Допишите предложения.

My grandad was \_\_\_\_\_.

My granny \_\_\_\_\_.

## Unit 4 Professions

### Lesson 2 My granny worked at the hospital.

**2b** Look, read and complete the table.

workplace	profession
school	<b>e.g.</b> a teacher,
shop	
police station	
farm	
hospital	
canteen	

#### **4** Complete the sentences.

**e.g.** My granny was a nurse. She worked at the hospital.

1 My grandad was a cook. He worked at the \_\_\_\_\_.

2 My granny was a doctor. She worked at \_\_\_\_\_.

3 My grandad and granny were teachers. They worked \_\_\_\_\_.



### Homework

**Write two true and two false sentences about jobs.** Напишите 2 правильных и 2 ложных предложения о работе по профессии.

➡ Напишите на стр. 22.

## Unit 4 Professions

### Lesson 3 I want to be a football player.

#### 6 Read and complete.

teacher, football player, dancer,  
cook, taxi driver

**e.g.** My favourite subjects are Uzbek and English.  
I want to be a teacher.

I like running and playing football. I want to be  
a \_\_\_\_\_.

I like cars. I want to be a \_\_\_\_\_.

I like music. I am good at playing the piano.

I want to be a \_\_\_\_\_.

I love cooking. I want to be a \_\_\_\_\_.



#### Homework

**Find and write five sentences.**

Найдите и напишите 5 предложений.

My granny was a nurse my grandad was a fireman my mum  
is a doctor my dad is a police officer I want to be a teacher

**e.g.** My granny was a nurse.

## Unit 4 Professions

### Lesson 4 Project



### Homework

**1 Write the sentences.** Напишите предложения.

1) work / doctors / at the hospital

**e.g.** Doctors work at the hospital.

2) at the school / teachers / work

3) at the hospital / work / nurses

4) on the farm / farmers / work

5) canteen / cooks / work at the

6) at the / shop assistants / work / shop

**2 Revise Units 3–4 and get ready for the revision.** Повторите Unit 3 и 4 и подготовьтесь к уроку повторения.

### Lesson 2 My granny worked at ... .

**Write two true and two false sentences about jobs.**

**e.g.** Doctors work on the farm. Nurses work at the hospital.

## Progress check 2

### 1 Listen and tick.



Aliya	Mon	Tue	Wed	Thu	Fri	Sat
wash the dishes	✓					
mop the floor						

Bunyod	Mon	Tue	Wed	Thu	Fri	Sat
feed the animals						
take the rubbish out						

### 2 Read and write Yes or No.

- 1) Teachers work at the school. Yes.
- 2) Nurses work at the canteen. \_\_\_\_\_
- 3) Farmers work at the hospital. \_\_\_\_\_
- 4) Doctors work at the hospital. \_\_\_\_\_
- 5) Shop assistants work at the school. \_\_\_\_\_
- 6) Police officers work at the shops. \_\_\_\_\_
- 7) Cooks work at the canteen. \_\_\_\_\_

## Progress check 2

### 3 Look and write.



1 This is my friend Tom. He is from \_\_\_\_\_. He is good at sport. He wants to be a \_\_\_\_\_.

2 My friend Tony is from \_\_\_\_\_. He is good at cooking. He wants to be a \_\_\_\_\_.



3 This is Robiya. She is my friend. She is good at Turkmen, Uzbek, Russian and English. She is from \_\_\_\_\_. She wants to be \_\_\_\_\_.

### 4 Write about you.

I am \_\_\_\_\_

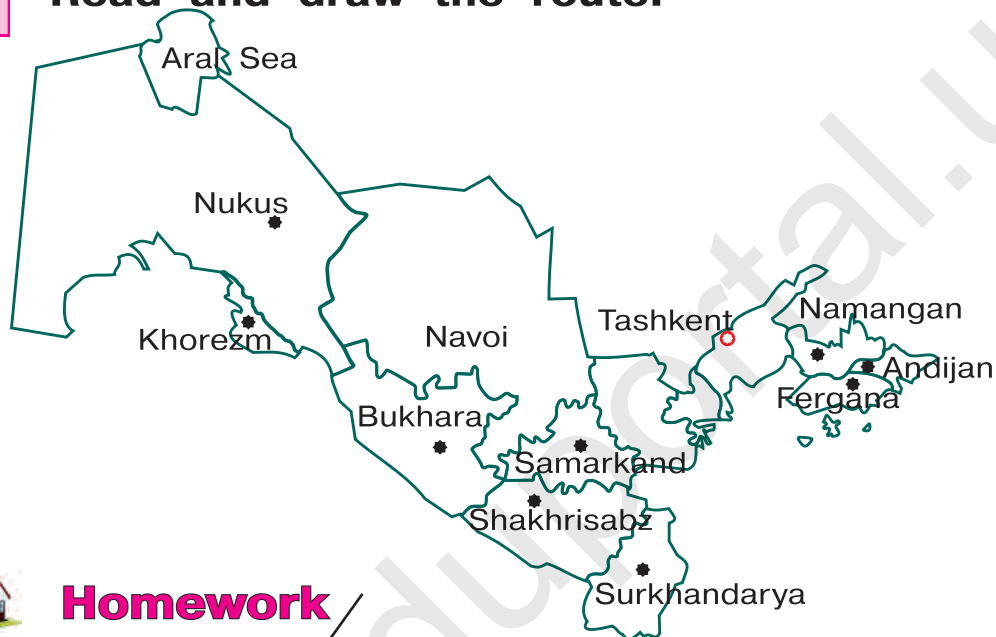
I am good at \_\_\_\_\_

I want to be \_\_\_\_\_

## Unit 5 All about Uzbekistan

### Lesson 1 Where's Uzbekistan?

3 Read and draw the route.



### Homework

**Look at Activity 4 and write sentences about Bob and his dad's plan.** Посмотрите на упражнение 4 и напишите предложения о плане Боба и его отца.

**e.g.** They are going to the Registan Square at at 9.20.

## Unit 5 All about Uzbekistan

### Lesson 2 They went to Samarkand by train.



#### Homework

**Change the underlined words. Use the word cloud.** Измените подчеркнутые слова. Используйте слова из облачка.

sometimes, goes, wash, cooks,  
go, play, see, have, watch, come

Yesterday my mum went shopping in the morning. Mum cooked breakfast and then I went to school. Before lunch I saw my English teacher. After lunch I played with my friends. I came home at 2 o'clock. I had dinner at six o'clock. Then I watched TV. I went to bed at nine o'clock.

**e.g.** Sometimes my mum goes shopping in the morning.

---

---

---

---

---

---

---

---

---

---

## Unit 5 All about Uzbekistan

### Lesson 3 What's the weather?

**4a Read. Write T for True or F for False.**

1) T 2)\_\_\_ 3)\_\_\_ 4)\_\_\_ 5)\_\_\_ 6)\_\_\_ 7)\_\_\_ 8)\_\_\_ 9)\_\_\_ 10)\_\_\_



### Homework

**1 Write about the summer in Uzbekistan.**

**Add false sentences, too.** Напишите о лете в Узбекистане. Добавьте также ложные предложения.

---

---

---

---

---

**2 Write about a season. Don't name it.**

Напишите о любом времени года, но не пишите название.

**e.g.** It is cold. We do not swim in the river and play football. It is often cloudy. Rain often pours. Snow often falls. Sometimes it is sunny and warm. It is never hot. We can play snowballs, skate, ski and play hockey. We celebrate New Year's Day and get presents. What season is it?

---

---

---

---

---

## Unit 5 All about Uzbekistan

## Lesson 4 Project



# Homework

**Write about your region, its location, weather and interesting places.** Напишите о своей области, ее месте расположения, погоде и интересных местах.

<http://eduportat>

## Unit 6 Welcome to our party.

### Lesson 1 Can I have a cup of tea?

#### 3a Complete the sentences.

**e.g.** This is a glass of **juice**.

This is a glass of \_\_\_\_\_.

This is a bowl of \_\_\_\_\_.

This is a bowl of \_\_\_\_\_.

This is a cup of \_\_\_\_\_.



#### Homework

#### 1 Read and match.

Прочитайте и объедините подходящие слова.

a glass of	palov
a glass of	salad
a cup of	water
a bowl of	juice
a bowl of	green tea

#### 2 Complete. Дополните.

a _____	card
a _____	of juice
a _____	of salad
a _____	of tea



## Unit 6 Welcome to our party.

### Lesson 2 I'd like a glass of ...

#### 4 Listen and underline.

- 1) I'd like black tea/green tea, please.
- 2) I'd like tomato salad/cucumber salad, please.
- 3) I'd like strawberry ice-cream/lemon ice-cream, please.
- 4) I'd like peach juice/pear juice, please.



#### Homework

#### 1 Answer the questions.

Напишите ответы на вопросы.

1 What's your favourite salad?

---

2 What's your favourite juice?

---

3 What's your favourite tea?

---

#### 2 Complete the sentences.

Закончите предложения.

**A:** Oh, it's cold. I'd like a cup of \_\_\_\_\_, please.

**B:** \_\_\_\_\_ or green?

**A:** Green, please.

**B:** Here \_\_\_\_\_.

**A:** Thank \_\_\_\_\_.

## Unit 6 Welcome to our party.

### Lesson 3 Don't jump on my bed!

#### 4a Read and tick games for birthday party.

	Me	My friend
Play tag.		
Play hopscotch.		
Play Bingo.		
Play chess.		
Play "Left or right?"		
Play "Tick Tack Toe".		



### Homework

#### 1 Write the sentences. Напишите предложения.

1) birthday / I liked/ my.

2) Bingo / We played / at my birthday.

3) cooked /My mum / a birthday cake.

4) palov / cooked / My dad.

5) came / My granny/ to my birthday.

#### 2 Write two questions. Напишите два вопроса. e.g. Did your mum cook palov?

Did \_\_\_\_\_?

Did \_\_\_\_\_?

## Lesson 4 Project

**3a Work in groups of 4. Prepare for role play.**

http://eduportal.u...



# Homework

**Revise Unit 6 and get ready for the revision.**

Повторите Unit 6 и подготовьтесь к уроку повторения.

## Unit 7 Holidays

### Lesson 1 We love holidays.

#### 2a Look and match.

October 1	Independence Day
March 8	New Year's Day
September 1	Navruz
December 31	Teachers' Day
March 21	Constitution Day
December 8	Women's Day

#### 4 Listen and put "✓" for Bob.

	Timur	Bob
New Year's Day	✓	
Women's Day	✓	
Navruz	✓	
Father's Day	x	
Mother's Day	✓	
Independence Day	✓	
Teachers' Day	✓	
Constitution Day	✓	



**Homework**



Page 34

## Unit 7 Holidays

### Lesson 1 We love holidays.



#### Homework

1a

**Write the holidays in English.**

Напишите праздники на английском языке.

День Независимости \_\_\_\_\_

Новый год \_\_\_\_\_

Навруз \_\_\_\_\_

День учителя и наставника \_\_\_\_\_

Женский день \_\_\_\_\_

День отца \_\_\_\_\_

День матери \_\_\_\_\_

День Конституции \_\_\_\_\_

1b

**Choose a holiday. Write what you do but do not name the holiday.**

Выберите любой праздник. Напишите, что вы делаете в этот день, но не пишите название праздника.

---

---

---

---

---

---

---

---

## Unit 7 Holidays

### Lesson 2 Happy New Year!

#### 4b Read and match.

In China we celebrate Chinese New Year. It's my favourite holiday. Before the holiday we clean our homes. We put red decorations in our homes. My dad goes to the flower market and buys beautiful flowers and fruit trees. Usually we buy yellow flowers and fruit trees for good luck. We often buy new clothes.

In the morning my mum cooks special meals. I help my mum to lay the table. We have lunch and go out. In the afternoon we watch dragon and lion dances. It's a lot of fun! In the evening we watch fireworks. They are beautiful!

favourite	decoration
red	meal
yellow	dance
good	luck
special	holiday
dragon	flower

#### 4c Listen and put the pictures in order.



**Homework**



Page 36

## Lesson 2 Happy New Year!



## Homework /

**Write how you celebrate the new year. Use Activity 4b as a model.** Напишите о том, как вы встречаете Новый год. Используйте упражнение 4b как образец.

http://easports.com

## Unit 7 Holidays

### Lesson 3 Winter holidays are fun.

**3** Look, read and match.

**4a** Listen and put “√” and “x” for Hasan and Husan.

	Hasan	Husan
winter holidays		
ride his bike		
ride his horse		
feed his horse		
watch cartoons		
play snowballs		
play hockey		
make a snowman		
take photos		



### Homework

**Look at the table in Activity 4a and write sentences about Hasan and Husan.** Посмотрите на таблицу в упражнении 4а и напишите предложения о Хасане и Хусане.

Hasan likes winter holidays. He likes riding his bicycle.  
He likes \_\_\_\_\_

Husan likes \_\_\_\_\_

## Unit 7 Holidays

### Lesson 4 Project



### Homework

1a

**Make your New Year card.**

Сделайте новогоднюю поздравительную открытку.

1b

**Write sentences in the card.** Напишите предложения внутри поздравительной открытки.

**e.g.** To my Dad. Happy New Year!

1c

**Stick your card here.**

Приклейте поздравительную открытку  
здесь.

## Progress check 3

1



Listen and underline the correct words.

- 1) We want to have breakfast at 8 o'clock/ at 9 o'clock.
- 2) We are going to the Registan Square after breakfast/ before breakfast.
- 3) We are going to Gur-Emir after lunch/before lunch.
- 4) We are going to Shakhrisabz after dinner/before dinner.
- 5) We want to have lunch at 12.30/at 2 o'clock.
- 6) We want to have dinner at 3.30/at 5.30.
- 7) We are going to Shakhrisabz at 5.30/at 6.30.



2 Read and underline past forms.

Bob, his father and mother come/came to Tashkent. They are/were in Tashkent for two days. They see/saw a lot of old and beautiful houses. On Tuesday they go/went to the zoo. There are/were a lot of animals. Bob is/was very happy. He has/had an interesting day.

## Progress check 3

### 3 Look, read and complete the sentences.

a glass of    a cup of (2x)    a bowl of (2x)

**e.g.** I'd like a glass of orange juice.

I'd like \_\_\_\_\_ water.

I'd like \_\_\_\_\_ palov.

I'd like \_\_\_\_\_ tomato salad.

I'd like \_\_\_\_\_ green tea.

I'd like \_\_\_\_\_ black coffee.



### 4 Read and put in order.

- a) **A:** Thank you.
- b) **B:** Here you are.
- c) **A:** Cold, please.
- d) **B:** Cold or warm?
- e) **A:** Oh, it's hot. I'd like a glass of water, please.

### 5 Answer the questions.

1 What's your favourite salad?

My favourite salad is \_\_\_\_\_

2 What's your favourite juice?

3 What's your favourite tea?

## Unit 8 Shops

### Lesson 1 Where is the supermarket?

#### 2b Look, listen and underline.

- 1) There are a lot of shops / no shops in Green Garden street.
- 2) Dad wants to buy a book about the city / Amir Temur.
- 3) A book shop is in front of / behind the supermarket.
- 4) A toy shop is in front of / behind the flower shop.

#### 3b Complete the sentences. Use *opposite*, *between*, *next to*, *in front of*, *behind*.

- e.g.** 1) The toy shop is opposite the flower shop.
- 2) The school is \_\_\_\_\_
  - 3) The supermarket is \_\_\_\_\_
  - 4) The canteen is \_\_\_\_\_
  - 5) The book shop is \_\_\_\_\_



### Homework

#### 1a Read and match. Прочитайте и найдите подходящую по смыслу вторую часть предложения.

- |                              |                           |
|------------------------------|---------------------------|
| The police station is behind | of the school.            |
| The supermarket is           | to the library.           |
| The book shop is in front    | the park and supermarket. |
| The flower shop is between   | the hospital.             |
| The hospital is next         | in Green Street.          |

➡ Продолжение домашнего задания на стр. 42.

## Unit 8 Shops

### Lesson 1 Where is the supermarket?



#### Homework

1b



**Read and draw the picture for 1a.**

Прочитайте упражнение 1а и проиллюстрируйте.

## Unit 8 Shops

### Lesson 2 Where can I buy ... ?

**2b** Look, read and draw.



**2c** Look, listen and draw.

➡ Продолжение урока на стр. 44.

## Unit 8 Shops

### Lesson 2 Where can I buy ... ?

**2d** Work in pairs. Complete the dialogue.

**A:** Where's the flower shop?

**B:** Go straight. Stop at the \_\_\_\_\_.

Turn \_\_\_\_\_. The flower shop is \_\_\_\_\_ the park.

**A:** Thank you.



### Homework

**Complete the sentences.** Допишите предложения.

1 We can buy flowers at the flower shop.

2 We can buy books \_\_\_\_\_

3 We can buy pens and pencils \_\_\_\_\_

4 We can buy fruit and vegetables \_\_\_\_\_

### Lesson 3 Can I help you?



### Homework

**Read and colour.** Прочитайте и раскрасьте рисунок на стр. 45.

There are a lot of shops in Orange Street. The book shop is between the supermarket and flower shop. The door of the book shop is red, the walls are pink. Next to the book shop there is a big apple tree. There are ten red apples on the tree. There are yellow tulips in front of the flower shop.

## Unit 8 Shops

### Lesson 3 Can I help you?

**2b** Look, read and match. \_\_\_\_\_

**2c** Complete the dialogue. Help Bob's mum to buy red tulips.

**Shop assistant:** Can I help you?

**Mum:** I'd like \_\_\_\_\_, please.

**Shop assistant:** \_\_\_\_\_ or yellow?

**Mum:** \_\_\_\_\_, please.

**Shop assistant:** Here \_\_\_\_\_ are.

**Mum:** Thank you.



### Homework

Read and colour.



## Unit 8 Shops

### Lesson 4 Project

**2a** Work in groups of 4. Draw a street.



**2b** Group presentations.

---

---

---

---

---

---

---

---

---

---

## Unit 9 At the market

### Lesson 1 They look nice.

#### 4 Look and make sentences.

They	look	nice, beautiful, big, new, old, fresh, clean, funny, good, great, long, short, small, yummy, delicious, yucky
It	looks	

They/The beans \_\_\_\_\_  
They/The eggs \_\_\_\_\_  
They/The peas \_\_\_\_\_  
They/The sausages \_\_\_\_\_  
It/The bread \_\_\_\_\_  
It/The milk \_\_\_\_\_  
It/The rice \_\_\_\_\_



#### Homework

**Look at the picture in  
Activity 3 in the textbook**

**and write sentences.** Посмотрите на  
рисунок в упр. 3 учебника и составьте предложения.

**e.g.** The bread is next to the peas.

opposite,  
between,  
next to, on,  
in front of,  
behind

## Unit 9 At the market

### Lesson 2 How much are they?

**5a** Listen and complete the dialogues.

**A:** \_\_\_\_\_ I help you?

**B:** I'd \_\_\_\_\_ plums, \_\_\_\_\_.

**A:** Sorry, we don't have plums today.

**A:** Can I help you?

**B:** I'd like plums, please.

**A:** Yes, we \_\_\_\_\_ plums.

**B:** How much are \_\_\_\_\_?

**A:** \_\_\_\_\_ soums a kilo.

**B:** Three \_\_\_\_\_, please.

**A:** Here you are.

**B:** \_\_\_\_\_



### Homework

**1** Write the numbers in English.

Напишите цифры на английском языке.

**e.g.** сто one hundred \_\_\_\_\_

девятьсот \_\_\_\_\_

триста \_\_\_\_\_



Продолжение домашнего задания на стр. 49

## Lesson 2 How much are they?

ВОСЕМЬСОТ \_\_\_\_\_

ПЯТЬСОТ \_\_\_\_\_

СЕМЬСОТ \_\_\_\_\_

ДВЕСТИ \_\_\_\_\_

ШЕСТЬСОТ \_\_\_\_\_

ЧЕТЫРЕСТА \_\_\_\_\_

**2 Write in order.** Правильно составьте диалог.

- 1) Thank you.
- 2) And, onions?
- 3) How much are they?
- 4) Two kilos, please.
- 5) I'd like cucumbers, please.
- 6) Yes, we have.
- 7) Five hundred soums a kilo.
- 8) Here you are.
- 9) Sorry, we don't have cucumbers today.
- 10) Can I help you?

---

---

---

---

---

---

---

---

---

---

## Unit 9 At the market

### Lesson 3 I bought a watermelon.

#### 2a Read and match.

clean	cooked	have	watered
wash	saw	mop	was
see	cleaned	water	had
go	played	open	were
cook	went	am	mopped
finish	washed	look	came
play	was	are	looked
is	finished	come	opened



#### Homework

#### 1a Read and complete the shopping list.

Прочитайте и дополните список покупок.

Yesterday Saida and her mother went shopping. First, they came to the market. There were a lot of fruits and vegetables. Her mother bought a kilo of onions, two kilos of carrots, two kilos of potatoes, a kilo of rice, a kilo of peas and a kilo of beans. They saw the watermelons and melons. They looked fresh and nice. They bought two melons. They wanted to buy fruits. Her mother saw apples and pears. They looked nice. She bought two kilos of apples and pears. Saida



Продолжение домашнего задания на стр. 51.

## Unit 9 At the market

### Lesson 3 I bought a watermelon.

wanted bananas and apricots. They bought a kilo of bananas and a kilo of apricots.

Then they went to the shop. They bought 10 eggs and a kilo of sausages. The milk looked fresh and they bought it. They bought bread, too.

onions	1 kilo	melon
carrots	2 kilos	apples
potatoes		pears
rice		bananas
peas		apricots
beans		sausages

**1b Count how many kilos of fruits and vegetables they bought.** Посчитайте, сколько килограммов овощей и фруктов они купили.

Fruits: \_\_\_\_\_

Vegetables: \_\_\_\_\_

## Lesson 4 Project



### Homework

**Revise Units 1–5 and get ready for the revision.**

Повторите Unit 1 – 5 и подготовьтесь к уроку повторения.

## Progress check 4

### 1 Listen and underline the correct words.

- 1) There were a lot of shops / no shops in Green Park street.
- 2) The book shop was opposite the Green Park / Green Park street.
- 3) There was a big supermarket in front of / behind the hospital.
- 4) The Train Museum was behind the school / the police station.
- 5) The flower shop was in front of / behind the supermarket.
- 6) A toy shop was in front of / behind the flower shop.

### 2 Listen and match.

beans	1 kilo	cucumbers	5 kilos
carrots	3 kilos	rice	6 kilos
onions	4 kilos		

### 3 Read and match.

The supermarket is next  
The canteen is between  
The toy shop is in front  
The book shop is behind  
The flower shop is

of the hospital.  
in Orange Street.  
the park and school.  
to the library.  
the school.

## Progress check 4

### 4 Read and put into the table.

apples/pears/tomatoes/peaches/bananas/carrots/  
cucumbers/potatoes/apricots/pumpkins/lemons

fruits	vegetables
e.g. apples	

### 5 Read and put in order.

- a) I'd like pears, please.
  - b) Thank you.
  - c) Yes, we have pears.
  - d) Five kilos, please.
  - e) How much are they?
  - f) Can I help you?
  - g) Nine hundred soums a kilo.
- 

### 6 Answer the questions.

1 Where can we buy fruit and vegetables?

---

2 Where can we buy toys?

---

3 Where can we buy pens and pencils?

---

## Unit 10 Sport

### Lesson 1 We like biking.

**3a** Look, listen and complete.

Clubs	Days	Time
Biking	Mon, Wed, Fri	2.30
Horse riding	Tue, _____, Sat	_____
Tennis	_____, Fri, _____	_____
Chess	_____, Thu	_____

**3b** Choose the club and complete.

I'd like to go to \_\_\_\_\_

It works on \_\_\_\_\_

It starts at \_\_\_\_\_



### Homework

**Look at 3a and complete the table.**

Посмотрите на упражнение 3а и заполните таблицу.

	Biking	Horse riding	Tennis	Chess
<b>Monday</b>	✓			
<b>Tuesday</b>				
<b>Wednesday</b>	✓			
<b>Thursday</b>				
<b>Friday</b>	✓			
<b>Saturday</b>				
<b>Sunday</b>				

## Unit 10 Sport

### Lesson 2 I want to play chess.

#### 3a Read and complete.

**A:** I'm strong. I'm good at running. I want to ride a bike.

**B:** Go to the \_\_\_\_\_ club.

**A:** Thank you.

**A:** I'm not good at running and jumping. I'm good at maths. I want to play chess.

**B:** Go to the \_\_\_\_\_ club.

**A:** Thank you.

#### 3c Look, read and write T for true and F for False.

- 1) Lucy cleans and feeds her horse. \_\_\_\_\_
- 2) Gracy is white and black. \_\_\_\_\_
- 3) Lucy does not like her uniform. \_\_\_\_\_
- 4) Lucy and Gracy are good friends. \_\_\_\_\_
- 5) Lucy and Gracy are school champions. \_\_\_\_\_



### Homework

**Look at 3c. Write the correct sentences.**

Посмотрите на упражнение 3с и закончите правильно предложения.

Gracy is \_\_\_\_\_.

Lucy \_\_\_\_\_.

Lucy and Gracy are \_\_\_\_\_.

## Unit 10 Sport


### Lesson 3 Sports Day

#### 2a Listen and match.

football	10.45	kurash	4.40
basketball	11.15	taekwondo	2.30
handball	9.00		

#### 3c Read and complete the table.

basketball, tennis, football, biking, volleyball,  
handball, chess, horse riding, swimming

Team game	
e.g. basketball	



### Homework

#### 1a Complete the table. Заполните таблицу.

I can	I can't
e.g. run	e.g. play chess

➡ Продолжение домашнего задания на стр. 57.

## Unit 10 Sport

### Lesson 3 Sports Day



#### Homework

- 1b** Look at the table in 1a. Write 4 true sentences about you. Посмотрите на таблицу в упр. 1a. Напишите 4 предложения о себе.

**e.g.** I can run. I can't play chess.

### Lesson 4 Project



#### Homework

- 1a** Write the correct questions. Составьте правильно вопросительные предложения.

- 1) I'm good at running. Are you good at running?
- 2) I'm good at jumping. Are you \_\_\_\_\_?
- 3) I can play chess. Can you \_\_\_\_\_?
- 4) I can ride a horse. Can you \_\_\_\_\_?
- 5) I like swimming. Do you \_\_\_\_\_?
- 6) I want to be healthy. Do you \_\_\_\_\_?

- 1b**  Write three questions for your friend. Напишите 3 вопроса для друга.

- 1) Are you \_\_\_\_\_?
- 2) Can you \_\_\_\_\_?
- 3) Do you \_\_\_\_\_?

## Unit 11 At the doctor

### Lesson 1 A headache, a toothache ...

5a Look and match.



#### Homework

1 Match the English and Russian words.

Подберите подходящие по смыслу английские и русские слова.

- 1) a sore throat;
- 2) a sore leg;
- 3) a runny nose;
- 4) a tummy ache;
- 5) a sore eye;
- 6) a toothache;
- 7) a sore hand;
- 8) a headache

- a) боль в глазу;
- b) насморк;
- c) боль в руке;
- d) боль в горле;
- e) головная боль;
- f) боль в ноге;
- g) зубная боль;
- h) боль в животе

1d

2 Complete the diagram. Заполните диаграмму.

a sore 

hand

a tooth

a  
a

ache

a \_\_\_\_\_ nose

## Unit 11 At the doctor

### Lesson 2 I have a high temperature.

#### 5 Listen and tick.

	Girl	Boy
a headache		
a runny nose		
sore eyes		
sore hands		
sore legs		
a tummy ache		
a toothache		
a sore throat		
a temperature		
a cold		



#### Homework

#### 1 Translate into your mother tongue.

Переведите на русский язык.

I have a cold. \_\_\_\_\_

I have a high temperature. \_\_\_\_\_

What's wrong? \_\_\_\_\_

#### 2 Look at Activity 5. Write sentences. Посмотрите на таблицу в упр. 5. Напишите предложения.

**e.g.** The girl has a headache.

## Unit 11 At the doctor

### Lesson 3 Drink hot green tea.

#### 2a Look and match.

1) I have a sore throat.	a) Drink hot green tea.
2) I have a toothache.	b) Drink hot lemon tea and go to bed.
3) I have a headache.	c) Drink hot milk.
4) I have a cold.	d) Don't eat fruit and vegetables.
5) I have a temperature.	e) Don't drink cold water.
6) I have a tummy ache.	f) Don't eat ice-cream.
7) I have a runny nose.	g) Don't eat chocolate and sweets.

e.g. 1c/e/f

---

---

#### 4b Write advice for the boys.

**Aziz:**

---

---

**Laziz:**

---

---

**Ramiz:**

---

---



### Homework

**Find and write 9 illnesses. ←↓→**

Найдите и напишите названия 9 болезней.



Продолжение домашнего задания на стр. 61.

## Unit 11 At the doctor

### Lesson 3 Drink hot green tea.



#### Homework

Найдите и напишите названия 9 болезней.

R	U	N	N	Y	O	N	O	S	E	S	S
M	A	S	E	D	C	L	E	O	B	O	O
A	Y	O	T	G	P	X	A	R	J	R	R
S	M	C	T	V	Q	Z	R	E	W	E	E
O	T	E	M	P	E	R	A	T	U	R	E
R	U	H	E	A	D	A	C	H	E	T	L
E	M	R	T	O	O	T	H	A	C	H	E
U	Q	A	Z	K	L	J	E	N	O	R	G
E	F	E	Y	Z	H	Q	N	D	L	O	C
Y	E	D	W	B	X	K	T	E	C	A	Z
E	E	H	C	A	X	Y	M	M	U	T	W

e.g. runny nose

### Lesson 4 Project

3a Work in groups. Play "Find someone who".


In February				
had a headache				
had a toothache				
had a tummy ache				
had a cold				
had a runny nose				
had a high temperature				
had a sore eye				
had a sore throat				
had a sore hand				
had a sore leg				

→ Продолжение урока на стр. 62.

## Unit 11 At the doctor

### Lesson 4 Project

**3c** Make a class graph.



### Homework

**Write sentences about the graph.**

Напишите предложения о графике 3с.

**e.g.** There are 20 pupils in our class. In February 10 pupils had a headache. 7 pupils had ...

## Progress check 5

### 1 Listen and match.

Kurash	10.15	Handball	5.20
Football	11.05	Basketball	4.15
Taekwondo	9.25	Volleyball	12.30

### 2 Read and write T for true and F for False.

My brother Sardor is good at sport. His favourite sport is biking. He loves his bike. Sardor cleans and washes his bike on Sundays. On Mondays, Wednesdays and Fridays he goes to the Biking club at 2.30. Sardor rides his bike after school. Sardor is a city champion. He wears a uniform. Their uniform is green. Their helmets are green and white. Sardor likes his uniform.

**e.g.** 1) Sardor loves biking. **T**

- 2) He goes to the Biking club in the morning.
- 3) He cleans and washes his bike on Mondays, Wednesdays and Fridays.
- 4) He rides his bike before school.
- 5) Sardor doesn't like his uniform.
- 6) My brother is a city champion.

### 3 Look at the pictures. Complete the sentences.

- 1) He has a sore leg.



1



2

- 2) He has \_\_\_\_\_

## Progress check 5

3) He has \_\_\_\_\_

3



4) He has \_\_\_\_\_

4



5) He has \_\_\_\_\_

5



6) He has \_\_\_\_\_

6



### 4 Write the correct questions.

- 1) I'm good at swimming. Are you good at swimming?
- 2) I'm good at maths. \_\_\_\_\_
- 3) I can play football. \_\_\_\_\_
- 4) I can ride a bike. \_\_\_\_\_
- 5) I like playing tag. \_\_\_\_\_
- 6) I want to be healthy. \_\_\_\_\_

### 5 Read and write advice for the girls.

Guzal: I like chocolate and sweets. I have a toothache.  
Don't \_\_\_\_\_

Kamola: I have a cold. I have a high temperature.  
\_\_\_\_\_

Sevara: I have a headache. I have a sore throat.  
\_\_\_\_\_

## Unit 12 Travelling

### Lesson 1 How did you get here?

#### 4 Complete the sentences.

I got to school by \_\_\_\_\_

My teacher \_\_\_\_\_

My friend \_\_\_\_\_



#### Homework

#### Look and write the sentences.

Посмотрите и составьте предложения.

the zoo	taxi
the museum	bus
the park	minivan
the flower shop	bike
the hospital	car
the market	motorbike
the book shop	foot

e.g. I got to the zoo by bus.

---

---

---

---


---

---

## Unit 12 Travelling

### Lesson 2 Where are you going?

3a Look, listen and complete.



**Bob:** Where \_\_\_\_\_ we going?

**Dad:** We're \_\_\_\_\_ to the Train Museum.

**Mum:** How are we \_\_\_\_\_ there?

**Dad:** By \_\_\_\_\_.

**Mum:** Ok then. Let's \_\_\_\_\_.



### Homework

**Complete the dialogue.** Дopiшите диалог.

**A:** Where are you \_\_\_\_\_?

**B:** I'm going to \_\_\_\_\_.

**A:** How are you \_\_\_\_\_ there?

**B:** By \_\_\_\_\_.

**A:** Ok then. Goodbye.

**B:** Goodbye.

## Unit 12 Travelling

### Lesson 3 Wow! That's interesting!

#### 4 Complete the sentences.

saw, went, was, bought, got, liked, said

In Tashkent we \_\_\_\_\_ to the Train Museum.  
We \_\_\_\_\_ there by metro. We \_\_\_\_\_  
a lot of old trains. My dad \_\_\_\_\_:  
'Wow. That's interesting!' I \_\_\_\_\_  
the museum. It \_\_\_\_\_ great! My dad  
\_\_\_\_\_ a book about the museum.



#### Homework

**Complete the sentences.** Допишите предложения.

saw, bought, got, liked, took, said, wanted

My mum \_\_\_\_\_ to go to the Art Museum.  
We \_\_\_\_\_ there by taxi. We \_\_\_\_\_  
a lot of traditional pictures. My mum \_\_\_\_\_  
the museum. She \_\_\_\_\_: 'Wow. That's  
interesting!' She \_\_\_\_\_ two pictures to  
decorate her room. My dad \_\_\_\_\_ photos.

## Unit 12 Travelling

### Lesson 4 Project



### Homework

#### 1 Complete the sentences.

Допишите предложения.

I'd like to go to \_\_\_\_\_.

I can get \_\_\_\_\_.

I'd like to see \_\_\_\_\_.

I'd like to buy \_\_\_\_\_.

#### 2 Look at Bob's diary and write. Посмотрите на дневник Боба и составьте предложения.

	place	saw	bought
<b>Tue</b>	Chorsu Market	a lot of fresh fruit and vegetables, Uzbek traditional clothes	3 kilos of apples 1 watermelon 2 melons
<b>Wed</b>	Tashkent Zoo	tigers, lions, hippos, monkeys, elephants, crocodiles, peacocks	a book about Tashkent zoo

On Tuesday they went to \_\_\_\_\_

\_\_\_\_\_

\_\_\_\_\_

\_\_\_\_\_

\_\_\_\_\_

\_\_\_\_\_

\_\_\_\_\_

\_\_\_\_\_

## Unit 13 Great Britain

### Lesson 1 It's in Europe.



### Homework

#### 1 Read and complete.

Прочитайте и закончите предложения.

England is the \_\_\_\_\_ country in Great Britain. London is \_\_\_\_\_ of England and Great Britain. London is \_\_\_\_\_ city in Great Britain. The River Thames is \_\_\_\_\_ river. The Severn is \_\_\_\_\_ river. Ben Nevis is \_\_\_\_\_ mountain. It is in Scotland.

#### 2 Read and underline the correct words.

Прочитайте и подчеркните правильное по смыслу слово.

- 1) London is bigger than / the biggest city in Great Britain.
- 2) Scotland is smaller than England / the smallest.
- 3) England is bigger than / the biggest country in Great Britain.
- 4) The River Thames is the shortest river / shorter than River Severn.
- 5) The River Thames is deeper than / the deepest river in Great Britain.
- 6) The River Severn is longer than the River Thames / the longest.
- 7) Ben Nevis is taller than / the tallest mountain.

## Unit 13 Great Britain

### Lesson 2 We are going to London.

#### 3 Look, listen and write.

late 1 sad \_\_\_\_ tired \_\_\_\_ busy \_\_\_\_ happy \_\_\_\_  
hungry \_\_\_\_ healthy \_\_\_\_ thirsty \_\_\_\_ interesting \_\_\_\_  
beautiful \_\_\_\_ delicious \_\_\_\_ dangerous \_\_\_\_

#### 4b Read and complete.

interesting - \_\_\_\_\_ interesting  
\_\_\_\_\_ interesting  
delicious - \_\_\_\_\_ delicious  
\_\_\_\_\_ delicious  
dangerous - \_\_\_\_\_ dangerous  
\_\_\_\_\_ dangerous



### Homework

**Complete the sentences.** Допишите предложения.

- 1) I like \_\_\_\_\_. It is more delicious than \_\_\_\_\_.
- 2) My favourite food is \_\_\_\_\_.  
It's the \_\_\_\_\_.
- 3) \_\_\_\_\_ is the biggest city in Uzbekistan.
- 4) \_\_\_\_\_ is the longest river in Uzbekistan.
- 5) I like \_\_\_\_\_. It is \_\_\_\_\_  
city in Uzbekistan.

## Unit 13 Great Britain

### Lesson 3 It's rainy.

**3a** Read Anora's diary. Underline correct words in the sentences.

<b>Mon</b>	We are in London! ☺ A walk in the centre of London ☺
<b>Tue</b>	Rainy and windy ☹ The Tower of London. Great! ☺
<b>Wed</b>	Sunny and warm ☺ Trafalgar Square ☺ Toy shop – a lot of toys! ☺

On Monday they were/was in London. They walk/walked in the centre of London. They see/saw a lot of old, historical houses and shops. It was/were interesting.

On Tuesday it was/were rainy and windy. They don't like/didn't like the weather. They went/go to the Tower of London. It was/ were great.



### Homework

**Look at Anora's diary. Write four sentences about Wednesday.** Посмотрите на дневник Аноры и напишите 4 предложения о том, что она делала в среду.

**e.g.** On Wednesday Anora ...

## Progress check 6

### 1 Listen and underline the correct words.

- 1) They are going shopping / walking.
- 2) They are going to Oloy Market / Chorsu Market.
- 3) They are going to the market by taxi /  
by metro.
- 4) They want to buy fruit / vegetables.
- 5) There are a lot of book shops in the market /  
next to the market.

### 2 Read and complete the sentences.

On Sunday they (are) were in Tashkent. They (walk)  
\_\_\_\_\_ in the centre of Tashkent. They (see)  
\_\_\_\_\_ a lot of old, historical houses and  
shops. It (is) \_\_\_\_\_ interesting.

On Monday it (is) \_\_\_\_\_ warm and sunny.  
They (like) \_\_\_\_\_ the weather. They  
(go) \_\_\_\_\_ to Tashkent Zoo. Bob (feed)  
\_\_\_\_\_ birds. It was the most interesting day.

## Progress check 6

### 3 Read and write questions.

1) We are going to the market.

Where \_\_\_\_\_?  
\_\_\_\_\_?

2) You can get there by metro.

How \_\_\_\_\_?  
\_\_\_\_\_?

3) We got there by bus.

How \_\_\_\_\_?  
\_\_\_\_\_?

### 4 Write three sentences about yesterday.

**e.g** Yesterday I ... .

---

---

---

---

---

---

---

---

---

---

## Unit 14 The world of fairy tales

### Lesson 1 The donkey and the sparrow

#### 4b Read and underline.

- 1) One day the donkey came to the school/the garden.
- 2) The donkey saw beautiful apples in the tree/ in the garden.
- 3) The donkey saw pumpkins in the trees/in the garden.
- 4) The apples are small and tasty/big and tasty.
- 5) The donkey didn't like the apples/ the pumpkins.
- 6) He was very happy/sad.



#### Homework

**Complete the sentences with the correct verbs.** Допишите предложения, выбрав правильную форму глагола.

Yesterday I \_\_\_\_\_ (see/saw) a cartoon on TV. I \_\_\_\_\_ (like/liked) it very much. Then I \_\_\_\_\_ (come/came) to the park. I \_\_\_\_\_ (see/saw) my friends. We \_\_\_\_\_ (play/played) games.

## Unit 14 The world of fairy tales

### Lesson 2 Who is the wisest?

#### 2c Complete the sentences.

The second son said, 'I'm \_\_\_\_\_.

I'm \_\_\_\_\_!'

The third son said, 'I'm \_\_\_\_\_.

I'm \_\_\_\_\_!'



#### Homework

#### 1 Draw the hero of your favourite fairy tale.

Нарисуйте героя любимой сказки.


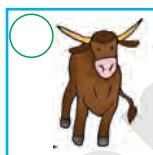



#### 2 Answer the questions. Ответьте на вопросы.

- 1) Do you like fairy tales?
- 2) What's your favourite fairy tale?
- 3) Who are the heroes of this fairy tale?
- 4) Is he/she a good hero? Why?

## Unit 14 The world of fairy tales

### Lesson 3 The Chinese New Year story

#### 2c Watch and write numbers.



#### 3 Read and put in order.



### Homework

#### 1 Complete the sentences.

Допишите предложения.

- 1) One day the Chinese \_\_\_\_\_ wanted to give a name to each year.
- 2) The rat asked the \_\_\_\_\_, 'I can' swim. Can you help me?'
- 3) The year of the \_\_\_\_\_ is number 5.

#### 2 Put in order and write.

Правильно составьте предложения.

**e.g.** the, of, the, is, number, rat, 1, year.

The year of the rat is number 1.



Продолжение домашнего задания на стр. 77.

## Unit 14 The world of fairy tales

### Lesson 3 The Chinese New Year story

1) the, number, year, 6, the, is, of, snake.

---

2) the, horse, the, 7, is, number, year, of.

---

3) is, the, 8, the, of, number, goat, year.

---

4) the, 9, of, number, monkey, year, is, the.

---

5) number, year, of, rooster, is, the, 10, the.

---

### Lesson 4 Project

Title	Heroes	The heroes can do	Your favourite hero
<b>e.g.</b> The old man and his sons	<b>e.g.</b> Father, 3 sons		
The Little Red Riding Hood			
Susambil			
Who is the wisest?			
The donkey and the sparrow			

## Progress Check 7

1



**Listen and write T for true and F for false sentences.**

- 1) David plays football for 10 years.
  - 2) He usually gets up at 5 o'clock.
  - 3) On Sunday he gets up at 6 o'clock.
  - 4) He plays football in the morning and afternoon.
  - 5) He swims after school.
  - 6) David went to London this summer.
  - 7) His favourite place is the Tower of London.
- 
- 

### 2 Read and complete.

My friends (come) came to Uzbekistan for summer holidays. They (see) \_\_\_\_\_ a lot of old and beautiful cities in Uzbekistan.

They (like) \_\_\_\_\_ Tashkent Train Museum.

Then they (go) \_\_\_\_\_ to Bukhara by train.

My friends (are) \_\_\_\_\_ very happy.

They (have) \_\_\_\_\_ a special holiday for this summer. They (say) \_\_\_\_\_, 'It (is) \_\_\_\_\_ great!'

## Progress Check 7

- 3 Look at the photos. Choose one place and write.



I'd like \_\_\_\_\_  
\_\_\_\_\_  
\_\_\_\_\_  
\_\_\_\_\_  
\_\_\_\_\_  
\_\_\_\_\_  
\_\_\_\_\_  
\_\_\_\_\_

- 4 Complete the sentences.

- 1) I go to school in \_\_\_\_\_
- 2) I go to school by \_\_\_\_\_
- 3) I have lunch \_\_\_\_\_
- 4) After school I \_\_\_\_\_

**Kids' English:** учебное издание. 4 класс для шк. общ.  
К 40 образ. С. Хан [и другие]. — Ташкент: «Узбекистан», 2019.  
— 80 с.

ISBN 978-9943-28-759-4

**УДК 811.111(075)**

**ББК 81.2Англ**

*O'quv nashri*

**Svetlana Xan, Lutfullo Jo'rayev, Muqaddas Ogay**

**Kids' English**

*(Rus tilida)*

*Uchinchi nashri*

Ta'lim rus tilida olib boriladigan umumiy o'rtata'lim  
maktablarining 4-sinfi uchun mashq daftari

Переводчик Л. Джураев

Художники: А. Чапленко, В. Халилова

Художественный редактор Ш. Ходжаев

Редакторы: Н. Нурматова, Ю. Шопен

Технический редактор Л. Хижова

Младший редактор М. Салимова

Компьютерная верстка и дизайн А. Сулейманов

Издательская лицензия AI № 158, 14.08.2009.

Подписано в печать 7 марта 2019 года. Формат 70x90<sup>1/16</sup>.

Бумага офсетная. Печать офсетная. Гарнитура «Arial». Кегль 14, 12.

Условно-печатных листов 5,85. Учетно-издательских листов 6,72.

Тираж 65767. Заказ № 19-89.

Издательско-полиграфический творческий дом «Узбекистан»  
Агентства информации и массовых коммуникаций при  
Администрации Президента Республики Узбекистан  
100011, г. Ташкент, ул. Навои, 30.

Telefon: (371) 244-87-55, 244-87-20.

Faks: (371) 244-37-81, 244-38-10.

e-mail: [uzbekistan@iptd-uzbekistan.uz](mailto:uzbekistan@iptd-uzbekistan.uz)  
[www.iptd-uzbekistan.uz](http://www.iptd-uzbekistan.uz)

**Kids' English:** учебное издание. 4 класс для шк. общ.  
К 40 образ. С. Хан [и другие]. — Ташкент: «Узбекистан», 2018.  
— 80 с.

ISBN 978-9943-28-759-4

**УДК 811.111(075)**

**ББК 81.2Англ**

*O'quv nashri*

**Svetlana Xan, Lutfullo Jo'rayev, Muqaddas Ogay**

**Kids' English**

*(Rus tilida)*

*Uchinchi nashri*

Ta'lim rus tilida olib boriladigan umumiy o'rtata'lim  
maktablarining 4-sinfi uchun mashq daftari

Переводчик Л. Джураев

Художники: А. Чапленко, В. Халилова

Художественный редактор Ш. Ходжаев

Редакторы: Н. Нурматова, Ю. Шопен

Технический редактор Л. Хижова

Младший редактор М. Салимова

Компьютерная верстка и дизайн А. Сулейманов

Издательская лицензия AI № 158, 14.08.2009.

Подписано в печать 7 марта 2019 года. Формат 70x90<sup>1/16</sup>.

Бумага офсетная. Печать офсетная. Гарнитура «Arial». Кегль 14, 12.

Условно-печатных листов 5,85. Учетно-издательских листов 6,72.

Тираж 5950. Заказ № 19-90.

Издательско-полиграфический творческий дом «Узбекистан»  
Агентства информации и массовых коммуникаций при  
Администрации Президента Республики Узбекистан  
100011, г. Ташкент, ул. Навои, 30.

Telefon: (371) 244-87-55, 244-87-20.

Faks: (371) 244-37-81, 244-38-10.

e-mail: [uzbekistan@iptd-uzbekistan.uz](mailto:uzbekistan@iptd-uzbekistan.uz)  
[www.iptd-uzbekistan.uz](http://www.iptd-uzbekistan.uz)